

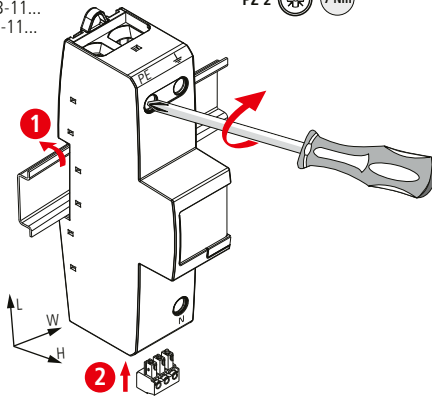
**DEHNgap Maxi DGPM 1 255 (FM)**

- DE Einbauanleitung
- GB Installation instructions
- IT Istruzioni di montaggio
- FR Instructions de montage
- NL Montagehandleiding
- ES Instrucciones de montaje
- PT Instruções de montagem
- DK Monteringsvejledning
- SE Monteringsanvisning
- FI Asennusohje
- GR Οδηγίες συναρμολόγησης
- PL Instrukcja montażu
- CZ Montážní návod
- TR Kurulum Talimatları
- RU Инструкция по монтажу
- CN 安装说明
- HU Szerelési útmutató
- JP 設置説明書



I+II IEC 61643-11...  
1+2 EN 61643-11...

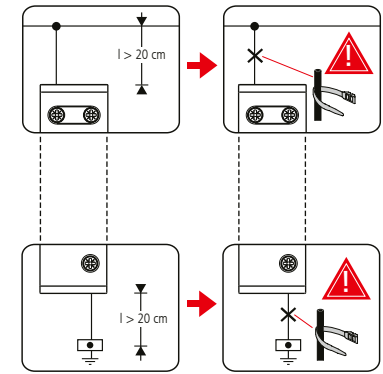
PZ 2 (7 Nm)



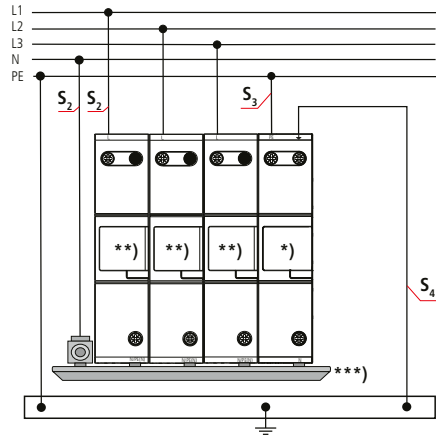
	DGPM 1 255 (FM)	DVCI 1 255 (FM)
$U_C$		255 V
$U_N / \text{Tol.} : \pm 10\%$		230 / 400 V
$f_N$		50 / 60 Hz
$I_{fi}$	100 A <sub>rms</sub>	50 kA <sub>rms</sub> 1)
$I_{SCCR}$	---	50 kA <sub>rms</sub> 1)
$I_{imp} 10/350 \mu s$	100 kA	25 kA
max.	---	2)
$\vartheta$		-40°C ... +80°C
$\varphi$		5% ... 95%
$I_{PE}$		< 1 mA
IP 3)		20
L x W x H	150 mm x 36 mm x 73 mm	

min. <input type="checkbox"/> PE, N, ↓		10 mm <sup>2</sup>	
max. <input type="checkbox"/> PE, N	35 mm <sup>2</sup>		50 mm <sup>2</sup>
max. <input type="checkbox"/> ↓	25 mm <sup>2</sup>		35 mm <sup>2</sup>



**TT/TN-S (3+1)**

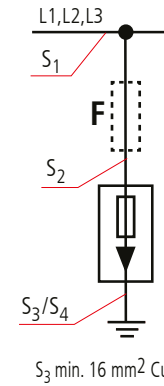


\*) **DEHNgap Maxi**,  
DGPM 1 255 (FM) 961 180 (961 185)

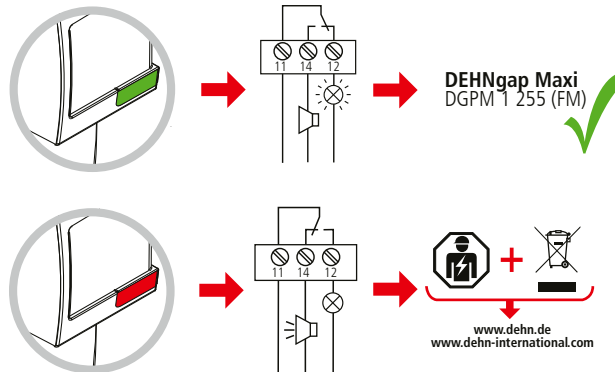
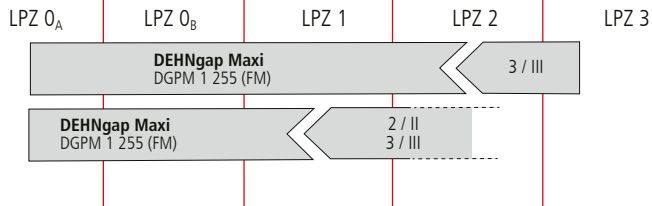
\*\*) **DEHNven CI (FM)**,  
DVCI 1 255 (FM) 961 200 (961 205)

\*\*\*)  
EB 1 4 8 TT, 900 849

**DEHNven CI**



$S_1 / \text{mm}^2$	max. Ik	$S_2 / \text{mm}^2$	$S_3/S_4 / \text{mm}^2$	
$\leq 25 \text{ mm}^2$	4) $\leq 100 \text{ kA}$	$= S_1$	$= S_1$ min. 16 mm <sup>2</sup>	
$> 25 \text{ mm}^2$	4) $\leq 100 \text{ kA}$	5) 25 mm <sup>2</sup>	25 mm <sup>2</sup>	



**DEHNgap Maxi DGPM 1 255 FM**

$U_N / I_N$

AC: 250 V / 0.5 A

DC: 250 V / 0.1 A  
125 V / 0.2 A  
75 V / 0.5 A

0.2 Nm

max. 1.5 mm<sup>2</sup>

