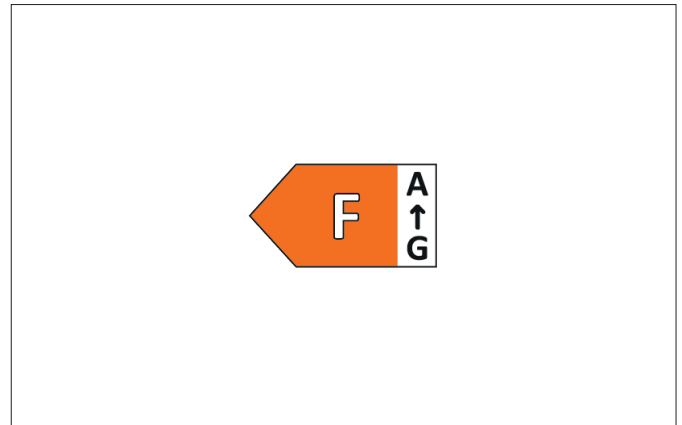
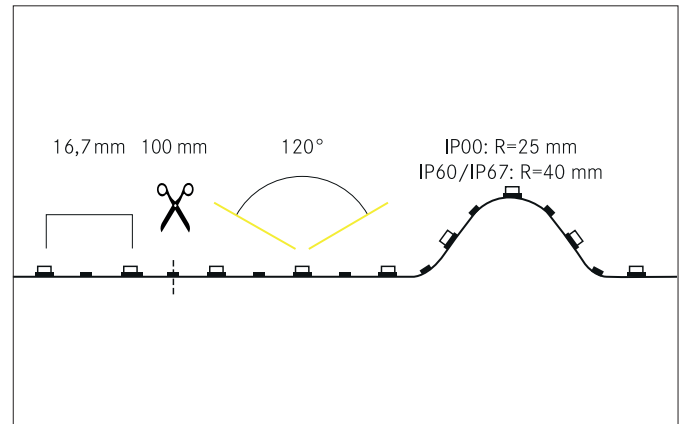



QUALITYFLEX Select LED flex lighting, 5 m, CRI > 90, 4,8 W / m, IP00

Article no. 15201005

Light.
For Generations.**Tender**

LED flex lighting, 5 m, CRI > 90, 4,8 W / m, IP00, white, 6.000K, CRI > 90. LED flex lighting decorative, technical as well as efficient lighting of light coves, linear applications and backlighting, basic or general lighting of rooms, architectural applications and for areas where high illumination is required, such as indirect or direct lighting, luminous ceilings, gastronomy lighting and much more. Length: 5000.0 mm Lamp power per meter: 4.8 W/m, Luminous flux per meter: 430.0 lm/m, Degree of protection: IP00, Protection class: III, Voltage: 24 V DC, Beam angle: 120.0 °, 60 LEDs per meter, Chip distance (Short Pitch) : 16,7mm. For individual application, the LED flex board can be used all 100 mm be cut back. The maximum system length of 5.000mm must not be exceeded with one feed-in.

Product Benefits

- Suitable for indoor applications (IP00).
- Decorative lighting of furniture, objects and light coves.
- Length 5000 mm with a pitch of 100 mm.
- Rated life time L80/B10: 50,000 hours.
- Optimal heat dissipation through suitable aluminium profiles.
- Dimmable with appropriate accessories.

QUALITYFLEX Select LED flex lighting, 5 m, CRI > 90, 4,8 W / m, IP00

Article no. 15201005

Light.
For Generations.

Article data	
Article no.	15201005
GTIN	4250047798194
Series name	QUALITYFLEX Select
Short description	LED flex lighting, 5 m, CRI > 90, 4,8 W / m, IP00
Colour	White
Length	5,000 mm
Width	8 mm
Hight	1.4 mm
Scope of delivery	incl. 1 x mounting instructions, 5 x identification labels
Weight	0.108 kg
Length of the connection line	350 mm
Conformance	CE, UKCA

Lighting technology	
Colour temperature	6.000 K
Light colour	White
Luminous flux per meter	430 lm/m
System efficiency	90 lm/W
McAdam-Step	McAdam-Step 5
Colour rendering	CRI > 90
Beam angle	120°
Adjustable color temperature	No

Operating technology of the luminaire	
Lamp power per meter	4.8 W/m
Voltage type	DC
DC nominal voltage max	24 V
Lamp	LED
Protection class	III
Degree of protection	IP00
Ambient temperature	-10 °C up to +40 °C
Dimmable	Yes
Wire number	2
Control	Depending on driver
Length of the connection line	350 mm
Cable assignment	red = + pole black = - pole
Design of the connecting cable	both sides
Bulb change possible	No
Energy efficiency class	F

Operating technology of QualityFlex	
Power per meter	4.8 W/m
Short Pitch	16.7 mm
Number of lamps per meter	60 Qty
Length of individual sections	100 mm
Smallest bend radius	25 mm
Length	5,000 mm
Maximum module length	5,000 mm
Circuit type	Parallel conduction
LED Type	2835 LED

QUALITYFLEX Select LED flex lighting, 5 m, CRI > 90, 4,8 W / m, IP00

Article no. 15201005

Light.
For Generations.

Packing data	
Gross weight	0.141 kg
Length of packaging	220 mm
Packaging width	240 mm
Packaging height	20 mm
Disposal at end of life	<p>This product must not be disposed of with household waste. You are obliged, to dispose of such electrical waste separately.</p> <p>By disposing of electrical waste and other old or defective electronics separately, you support recycling or other forms of re-use. In that way you help to take care and to avoid that harmful substances get into the environment.</p>

Compatible Driver						
Article no.	Power min	Power	Control	Length	Width	Height
17206000	1 W	20 W	1-10 V	146 mm	55 mm	19 mm
17207000	1 W	30 W	on/off	160 mm	50 mm	22 mm
17214000	1 W	7.2 W	on/off	68 mm	35 mm	21 mm
17223000	1 W	75 W	on/off	185 mm	60 mm	31 mm
17224000	1 W	100 W	on/off	199 mm	63 mm	36 mm
17225000	1 W	150 W	on/off	219 mm	63 mm	36 mm
17226000	1 W	240 W	on/off	244 mm	71 mm	38 mm
17227000	1 W	320 W	on/off	252 mm	90 mm	44 mm
17228000	1 W	480 W	on/off	262 mm	125 mm	44 mm
17230000	5 W	30 W	Trailing-edge phase	145 mm	50 mm	22 mm
17231000	12 W	75 W	Trailing-edge phase	185 mm	60 mm	31 mm
17232000	12 W	120 W	Trailing-edge phase	223 mm	64 mm	32 mm
17240000	1 W	20 W	on/off	150 mm	40 mm	30 mm
17241000	1 W	40 W	on/off	210 mm	40 mm	30 mm
17242000	1 W	60 W	on/off	250 mm	40 mm	30 mm
17243000	1 W	120 W	on/off	300 mm	40 mm	30 mm
17244000	1 W	150 W	on/off	310 mm	40 mm	30 mm
17250000	1 W	45 W	DALI-2	187 mm	45 mm	31 mm
17251000	1 W	80 W	DALI-2	290 mm	45 mm	31 mm
17252000	1 W	150 W	DALI-2	290 mm	45 mm	31 mm
17260000	1 W	150 W	on/off	105 mm	90 mm	59 mm

Compatible Controller						
Article no.	Power min	Power	Control	Length	Width	Height
17502000	1 W	120 W	DALI	183 mm	33 mm	23 mm
18151000	1 W	240 W	KNX	170 mm	59 mm	30 mm
18152000	1 W	240 W	DALI-DT6	170 mm	59 mm	30 mm
18153000	1 W	240 W	DMX	170 mm	59 mm	30 mm
18154000	1 W	240 W	1-10 V	170 mm	59 mm	30 mm
18161000	1 W	240 W	KNX	72 mm	90 mm	70 mm
18162000	1 W	240 W	DALI-DT6	54 mm	110 mm	66 mm
18164000	1 W	240 W	1-10 V	54 mm	110 mm	66 mm
17528000	1 W	240 W	Wireless technology control			
17511000	1 W	240 W	Wireless technology control	145 mm	46.5 mm	16 mm
18157000	1 W	240 W	ZigBee	145 mm	46.5 mm	16 mm
18192000	1 W	240 W	Wireless technology control	160 mm	45 mm	18 mm

QUALITYFLEX Select LED flex lighting, 5 m, CRI > 90, 4,8 W / m, IP00

Article no. 15201005

Light.
For Generations.

Compatible Profiles				
Short description	Series name	Length	Width	Hight
Recessed profile 53654070	P36-20	2,000 mm	30 mm	20.4 mm
LED recessed profile 53759070	P40-30	2,000 mm	44.4 mm	24 mm
Wall recessed profile 53650260	P32-12	2,000 mm	19.1 mm	81 mm
Plaster profile 53655070	P37-30	2,000 mm	63.4 mm	15.9 mm
Plaster profile 53656070	P38-30	2,000 mm	63.4 mm	24 mm
Surface-mounted profile 53600070	P01-10	2,000 mm	20 mm	8 mm
Surface-mounted profile 53602070	P04-14	2,000 mm	24 mm	9 mm
Surface-mounted profile 53604080	P05-14	2,000 mm	17.5 mm	8.6 mm
Surface-mounted profile 53603070	P06-20	2,000 mm	23 mm	25.1 mm
LED surface-mounted profile 53606070	P30-30	2,000 mm	33.4 mm	29.6 mm
Surface-mounted profile 53607080	P16-16	2,000 mm	18.8 mm	18.6 mm
Surface-mounted profile, flat 53380261	ONE		17.6 mm	6 mm
Surface-mounted profile, high 53381302	ONE		17.6 mm	15.9 mm
Surface-mounted corner profile 53700070	P60-10	2,000 mm	20 mm	16 mm
Surface-mounted corner profile 53702070	P62-14	2,000 mm	24 mm	19.4 mm
Surface-mounted corner profile 53703260	P63-14	2,000 mm	17.5 mm	17.5 mm
Surface-mounted corner profile 53385261	ONE		24 mm	19.4 mm
Flexible profile 53753260	P72-12	2,000 mm	20 mm	3.3 mm
Wall surface-mounted profile 53754070	P73-12	2,000 mm	17.8 mm	46.1 mm
Wall surface-mounted profile 53751260	P74-14	2,000 mm	18.5 mm	55 mm
Flat profile P76-16 53756070	P76-16	2,000 mm	20.5 mm	3.8 mm
Surface-mounted round profile 53760260	P90-16	2,000 mm	20 mm	17 mm