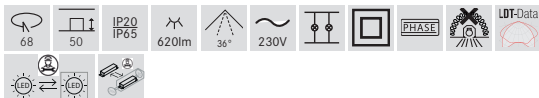
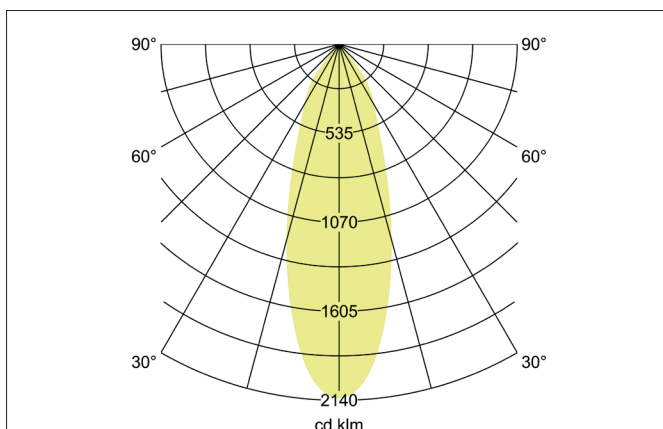
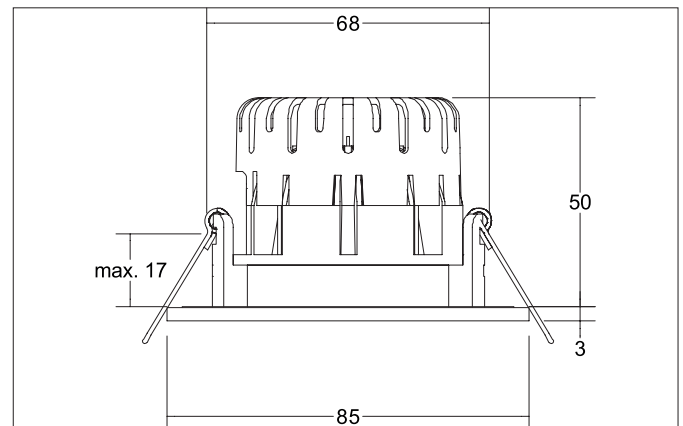



BB20 LED recessed downlight set, IP65, trailing-edge phase dimmable

Article no. 39480183


Tender

Round LED recessed downlight set, IP65, dimmable trailing edge, tool-free ceiling installation using installation springs. Ceiling cut-out Ø 68 mm, installation depth 50 mm, outer diameter 85 mm, weight 0.175 kg, silver reflector with rotationally symmetrical deep-wide beam light distribution. Transparent plastic cover, rated luminous flux 620 lm, rated wattage 1 x 7 W, warm white light color, most similar color temperature (CCT) 3,000 K, general color rendering index CRI > 80, service life L70/B50 at 25 °C: 30,000 h, service life L80/B20 at 25 °C: 50,000 h, housing material: aluminum / silicone rubber / PMMA, color: black structure, permissible ambient temperature (ta): -20 °C - +25 °C, protection class (EN 61140): II, degree of protection (DIN EN 60529): IP65. With electronic control gear, trailing edge dimmable.

Product Benefits

- LED-Einbaudownlight in runder Bauform aus massivem Aluminium für den Innenbereich mit verbautem LED-Modul 6 W (3.000 K) und phasendimmbarem Konverter.
- Deckenausschnitt 68 mm, Durchmesser 85 mm, Einbautiefe 50 mm, Schutzart raumseitig IP65 (bei Einbau in geschlossenen Decken).
- Klassische, formal zurückgenommene Formgebung.
- In gleicher Oberflächenstruktur und in gleicher Farbe auch über DALI dimmbar, schaltbar und in Ausführung quadratisch verfügbar.


BB20 LED recessed downlight set, IP65, trailing-edge phase dimmable

Article no. 39480183

Article data	
Article no.	39480183
GTIN	4251433948407
Series name	BB20
Short description	LED recessed downlight set, IP65, trailing-edge phase dimmable
Material	Aluminium / Silicone rubber / PMMA
Colour	black structure
Type of surface	Structure
Shape	Round
Outer diameter	85 mm
Built-in diameter	68 mm
Installation depth	50 mm
Hight	3 mm
Weight	0.175 kg
Conformance	CE, UKCA

Lighting technology	
Colour temperature	3.000 K
Light colour	white
Light output	Direct
Luminous flux	620 lm
System efficiency	89 lm/W
Colour rendering	CRI > 80
Reflector	Faceted
Reflector colour	silver
Beam angle	36°
Light sharing	Symmetric
Adjustable color temperature	No

Operating technology of the luminaire	
Power	6 W
Voltage type	DC
Current	350 mA
Lamp	LED
Protection class	III
Degree of protection	IP65
Rated life time L70/B50 at 25 °C	30,000 h

Operating technology of driver	
Article No. of used driver	17663010
Length	110 mm
Width	50 mm
Hight	19 mm
AC nominal voltage min	198 V
AC nominal voltage max	264 V
Frequency max	60 Hz
Dimmable	Yes
Control	Trailing-edge phase
Starting current	1 A, 15,2 µs
Power min	2.8 W
Power	7 W
Output current	350 mA
Degree of protection	IP20
Protection class	II
Flicker-free	Yes


BB20 LED recessed downlight set, IP65, trailing-edge phase dimmable

Article no. 39480183

Mounting technology	
Mounting method	Recessed mounting
Place of installation	Ceiling-mounted
Adjustability	Not adjustable
Max. ceiling thickness	17 mm
Further references	No cover with thermal insulation material
Material cover	Plastic, transparent
Suitable for through-wiring	Yes, with optional accessories

Packing data	
Gross weight	0.225 kg
Length of packaging	100 mm
Packaging width	100 mm
Packaging height	100 mm
Disposal at end of life	<p>This product must not be disposed of with household waste. You are obliged, to dispose of such electrical waste separately.</p> <p>By disposing of electrical waste and other old or defective electronics separately, you support recycling or other forms of re-use. In that way you help to take care and to avoid that harmful substances get into the environment.</p>

Optional accessories	
Article no.: 83330000 Connection box 230 V AC, 3-pole Dimensions: 80 mm x 41 mm x 34 mm https://www.brumberg.com/fileadmin/products/Datenblatt_83330000_2021_DE.pdf	