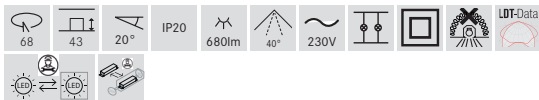
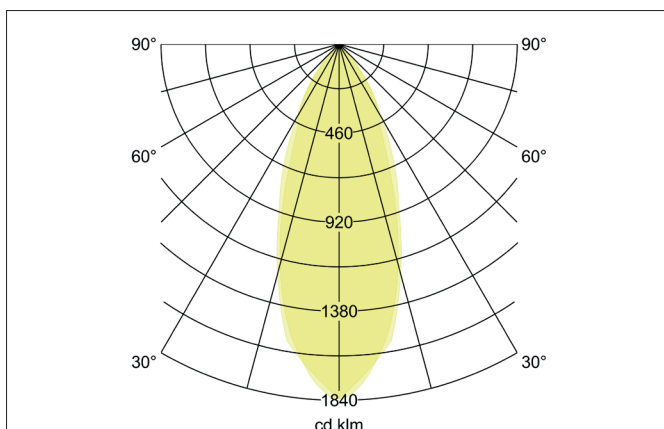
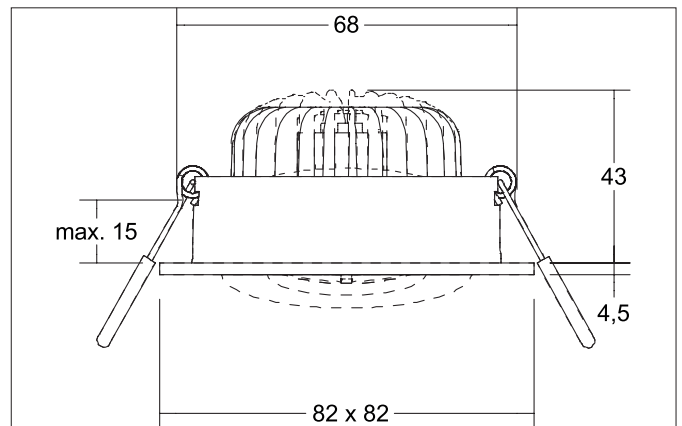



BB36 LED-Einbaustrahler set, schaltbar

Article no. 38397173


Tender

Square LED recessed spotlight set, switchable, tool-free ceiling installation using installation springs. Ceiling cut-out Ø 68 mm, installation depth 43 mm, length 82 mm, width 82 mm, weight 0.190 kg, silver reflector with rotationally symmetrical narrow-wide beam light distribution. Cover PC (polycarbonate) transparent, rated luminous flux 680 lm, rated wattage 1 x 7 W, light color warm white, most similar color temperature (CCT) 3,000 K, general color rendering index CRI > 80, service life L70/B50 at 25 °C: 30,000 h, housing material: aluminum / polycarbonate, color: textured white, permissible ambient temperature (ta): -20 °C - +25 °C, protection class (EN 61140): II, degree of protection (DIN EN 60529): IP20. With electronic control gear, switchable.

Product Benefits

- LED-Einbaustrahler in quadratischer Bauform aus Aluminium mit LED-Modul 6 W (3.000 K) und schaltbarem Konverter.
- Deckenausschnitt 68 mm, Länge 82 mm, Breite 82 mm, Einbautiefe 43 mm, IP20.
- Schwenkbereich 20°.
- Ohne sichtbaren Sprengling.
- Klassische, formal zurückgenommene Formgebung.
- In gleicher Optik auch als dimmbares Set Phasenabschnitt oder DALI lieferbar.
- Zudem in gleicher Oberflächenstruktur und in gleicher Farbe auch in Ausführung rund verfügbar.


BB36 LED-Einbaustrahler, schaltbar

Article no. 38397173

Article data	
Article no.	38397173
GTIN	4251433953067
Series name	BB36
Short description	LED-Einbaustrahler, schaltbar
Material	Aluminium / Polycarbonate
Colour	White
Type of surface	Structure
Shape	Square
Length	82 mm
Width	82 mm
Built-in diameter	68 mm
Installation depth	43 mm
Hight	4.5 mm
Weight	0.190 kg
Conformance	CE, UKCA

Lighting technology	
Colour temperature	3.000 K
Light colour	White
Light output	Direct
Luminous flux	680 lm
System efficiency	97 lm/W
Colour rendering	CRI > 80
Reflector	Faceted
Reflector colour	silver
Beam angle	40°
Light sharing	Symmetric
Adjustable color temperature	No

Operating technology of the luminaire	
Power	6 W
Voltage type	DC
Current	350 mA
Lamp	LED
Protection class	III
Degree of protection	IP20
Rated life time L70/B50 at 25 °C	30,000 h

Operating technology of driver	
Article No. of used driver	17662010
Length	68 mm
Width	35 mm
Hight	21 mm
AC nominal voltage min	90 V
AC nominal voltage max	264 V
Frequency max	60 Hz
Dimmable	No
Control	on/off
Starting current	10 A, 10 ms
Power min	1 W
Power	7.2 W
Output current	350 mA
Degree of protection	IP20
Protection class	II
Flicker-free	Yes


BB36 LED-Einbaustrahlerset, schaltbar

Article no. 38397173

Mounting technology	
Mounting method	Recessed mounting
Place of installation	Ceiling-mounted
Adjustability	Pivoted
Swivel angle	20°
Max. ceiling thickness	15 mm
Further references	No cover with thermal insulation material
Material cover	Polycarbonat clear
Suitable for through-wiring	Yes, with optional accessories

Packing data	
Gross weight	0.227 kg
Length of packaging	115 mm
Packaging width	86 mm
Packaging height	63 mm
Disposal at end of life	<p>This product must not be disposed of with household waste. You are obliged, to dispose of such electrical waste separately.</p> <p>By disposing of electrical waste and other old or defective electronics separately, you support recycling or other forms of re-use. In that way you help to take care and to avoid that harmful substances get into the environment.</p>

Optional accessories	
Article no.: 83330000 Connection box 230 V AC, 3-pole Dimensions: 80 mm x 41 mm x 34 mm https://www.brumberg.com/fileadmin/products/Datenblatt_83330000_2021_DE.pdf	