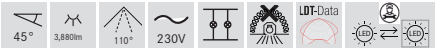
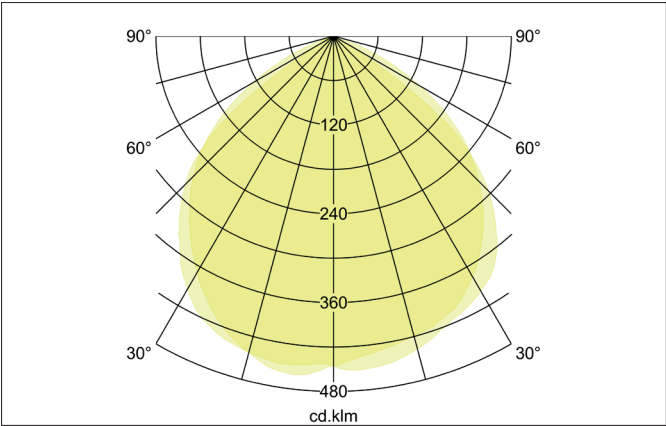
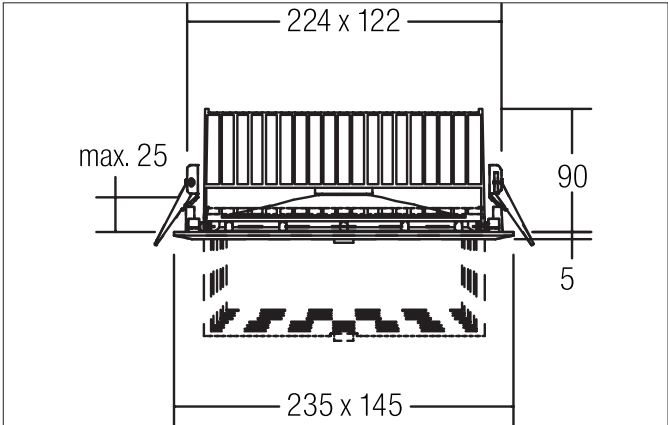


CORE LED recessed wallwasher
Article no. 88687183

Light.
For Generations.



Tender
LED recessed wallwasher, Square. Ceiling cut-out L x W 224 x 122 mm, Installation depth 90 mm, Length 235 mm, Width 145 mm, Weight 1,141 kg, with rotationssymmetrical, deep, wide distributed light intensity. Cover glass transparent. Luminous flux 3.880 lm, Power 1 x 43,2 W, Light colour warm white, Correlated color temprature (CCT) 3.000 K, Colour rendering index CRI > 80, Housing material: Aluminium / Glass, Colour: Black structure, Permissible ambient temperature (ta): -20 °C - +25 °C, Protection class (EN 61140): II, Degree of protection (DIN EN 60529): IP20. With electronic driver, on/off switchable.

| Article data | |
|--------------------|-------------------------|
| Article no. | 88687183 |
| GTIN | 4251433900269 |
| Series name | CORE |
| Short description | LED recessed wallwasher |
| Material | Aluminium / Glass |
| Colour | Black |
| Type of surface | Structure |
| Shape | Square |
| Built-in width | 122 mm |
| Built-in length | 224 mm |
| Installation depth | 90 mm |
| Length | 235 mm |
| Width | 145 mm |
| Weight | 1.141 kg |
| Conformance | CE, UKCA |

CORE LED recessed wallwasher

Article no. 88687183

Light.
For Generations.

| Lighting technology | |
|------------------------------|------------|
| Colour temperature | 3.000 K |
| Light colour | White |
| Light output | Direct |
| Luminous flux | 3,880 lm |
| System efficiency | 92 lm/W |
| Colour rendering | CRI > 80 |
| Reflector | High-gloss |
| Beam angle | 110° |
| Light sharing | Symmetric |
| Adjustable color temperature | No |

| Operating technology of the luminaire | |
|---------------------------------------|--|
| System output | 42 W |
| Voltage type | AC |
| AC nominal voltage max | 230 V |
| Frequency max | 50 Hz |
| Lamp | LED |
| Lamp holder | Without fitting |
| Protection class | II |
| Degree of protection | IP20 |
| Control | on/off |
| Bulb change possible | The light source of this luminaire may only be replaced by the manufacturer or a service technician commissioned by him or a similarly qualified person. |

| Mounting technology | |
|-----------------------|---|
| Mounting method | Recessed mounting |
| Place of installation | Ceiling-mounted |
| Adjustability | Pivoted |
| Swivel angle | 45° |
| Further references | No cover with thermal insulation material |
| Material cover | Glass transparent |

| Packing data | |
|-------------------------|---|
| Gross weight | 1.422 kg |
| Length of packaging | 280 mm |
| Packaging width | 185 mm |
| Packaging height | 155 mm |
| Disposal at end of life | This product must not be disposed of with household waste. You are obliged, to dispose of such electrical waste separately. By disposing of electrical waste and other old or defective electronics separately, you support recycling or other forms of re-use. In that way you help to take care and to avoid that harmful substances get into the environment. |