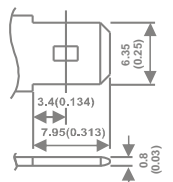
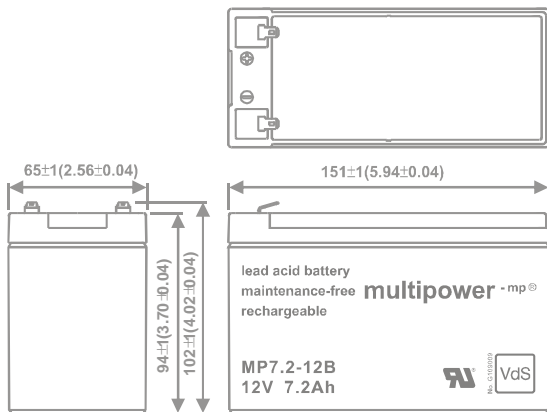


RECHARGEABLE SEALED LEAD ACID BATTERY

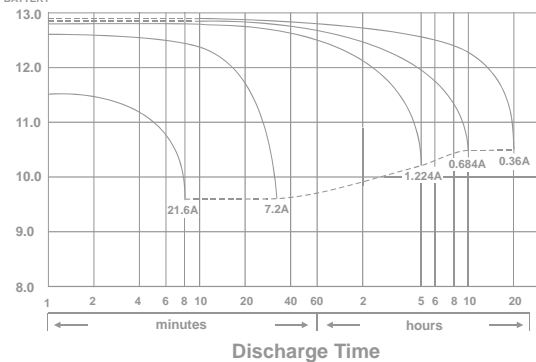
SPECIFICATION



F2
(Faston Tab 250)



(V) FOR 12V BATTERY
Discharge Time VS. Discharge Current (25°C)



MP7,2-12B

Nominal Voltage (V) 12V

Nominal Capacity

20 hour rate	(0.36A	to	10.50V)	7.20Ah
10 hour rate	(0.684A	to	10.50V)	6.84Ah
5 hour rate	(1.224A	to	10.20V)	6.12Ah
1 C	(7.2A	to	9.60V)	4.08Ah
3 C	(21.6A	to	9.60V)	2.88Ah

Weight Approx. 2.4kg (5.28lbs)

Internal Resistance (at 1KHz) Approx. 22 mΩ

Maximum Discharge Current for

5 seconds: 108A

Charging Methods at 25°C (77°F)

Cycle use:	
Charging Voltage	14.70V to 14.80V
Coefficient -5.0mV/°C/cell	
Maximum Charging Current:	2.16A
Standby use:	
Float Charging Voltage	13.50V to 13.80V
Coefficient -3.0mV/°C/cell	

Operating Temperature Range

Charge	-15°C (5°F) to 40°C (104°F)
Discharge	-15°C (5°F) to 50°C (122°F)
Storage	-15°C (5°F) to 40°C (104°F)

Charge Retention (shelf life) at 20°C (68°F)

1 month	92%
3 month	90%
6 month	80%

Case Material

(UL94 HB flame retardant case / cover)

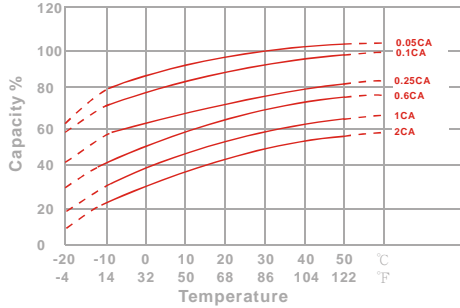
ABS

Terminal

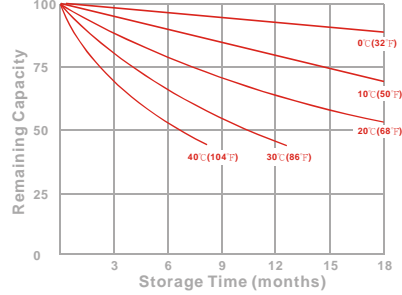
F2 (Faston Tab 250)

CHARACTERISTIC & PERFORMANCE DATA

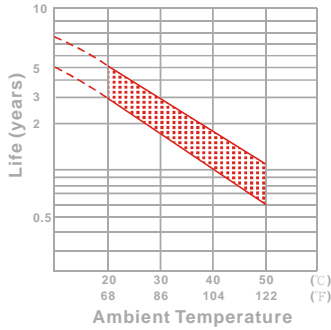
Effect of Temperature on Capacity 25°C (77°F)



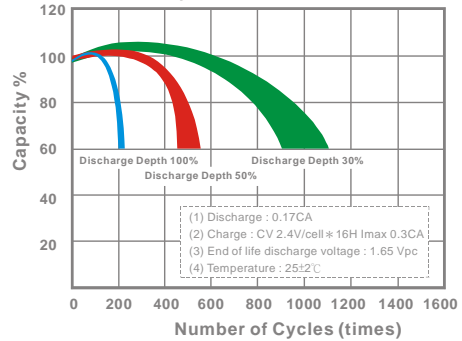
Capacity Retention Characteristic



Trickle (or float) Service Life



Cycle Service Life



- PERFORMANCE DATA

Discharge Rates in Watts to Various End Voltages at 25°C (77°F)

End Voltage		1.85V	1.80V	1.75V	1.70V	1.67V	1.65V	1.60V
Time								
5	min	257	288	302	315	321	326	335
10	min	179	188	196	204	209	212	218
15	min	146	153	157	161	162	165	169
30	min	78.2	82.1	84.7	86.8	87.6	88.4	89.6
60	min	50.6	52.4	53.8	54.9	55.3	55.8	56.7
120	min	25.3	26.3	27.8	31.3	31.6	31.9	32.4
180	min	19.6	20.7	21.6	22.4	22.6	22.9	23.2
240	min	17.2	18.0	18.6	18.9	19.0	19.2	19.4
300	min	14.8	15.3	15.8	16.1	16.2	16.3	16.4
600	min	8.17	8.35	8.49	8.61	8.65	8.70	8.76
1200	min	4.16	4.31	4.42	4.50	4.53	4.56	4.62

- Discharge Rates in Amperes to Various End Voltages at 25°C (77°F)

End Voltage		1.85V	1.80V	1.75V	1.70V	1.67V	1.65V	1.60V
Time								
5	min	23.5	26.4	28.1	29.7	30.5	31.3	32.6
10	min	16.2	17.0	18.2	18.6	18.8	19.1	19.8
15	min	12.5	13.1	13.6	13.9	14.0	14.2	14.5
30	min	6.61	6.92	7.14	7.30	7.38	7.45	7.61
60	min	3.98	4.13	4.25	4.36	4.39	4.42	4.48
120	min	2.05	2.14	2.21	2.27	2.29	2.32	2.35
180	min	1.63	1.69	1.75	1.80	1.82	1.84	1.87
240	min	1.30	1.37	1.42	1.45	1.46	1.47	1.49
300	min	1.11	1.16	1.23	1.25	1.26	1.27	1.28
600	min	0.650	0.680	0.721	0.728	0.732	0.737	0.747
1200	min	0.341	0.357	0.377	0.382	0.384	0.387	0.392

All data on the spec. sheet is an average value:

The tolerance range : $X < 6\text{min}$ (+15%~-15%), $6\text{min} \leq X < 10\text{min}$ (+12%~-12%), $10\text{min} \leq X < 60\text{min}$ (+8%~-8%), $X \geq 60\text{min}$ (+5%~-5%)