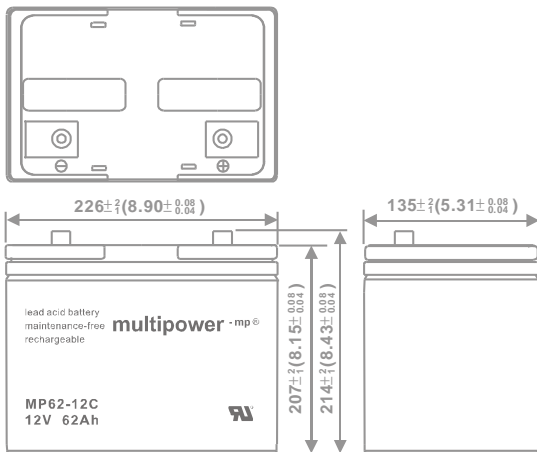
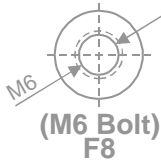


# multipower -mp®

## RECHARGEABLE SEALED LEAD ACID BATTERY

## SPECIFICATION



### MP62-12C

Nominal Voltage (V) 12V

#### Nominal Capacity

10 hour rate	(6.2A	to	10.80V)	62.00Ah
5 hour rate	(10.54A	to	10.20V)	52.70Ah
1 hour rate	(37.2A	to	9.60V)	37.20Ah
1 C	(62A	to	9.60V)	39.27Ah

Weight Approx. 18.7kg (41.1Lbs.)

Internal Resistance (at 1KHz) Approx. 6.8 mΩ

#### Maximum Discharge Current for

5 seconds: 744A

#### Charging Methods at 25°C (77°F)

Cycle use:	
Charging Voltage	14.7 to 14.8V
Coefficient -5.0mv/°C/cell	
Maximum Charging Current:	18.6A
Standby use:	
Float Charging Voltage	13.50 to 13.80V
Coefficient -3.0mv/°C/cell	

#### Operating Temperature Range

Charge	-15°C (5°F) to 40°C (104°F)
Discharge	-15°C (5°F) to 50°C (122°F)
Storage	-15°C (5°F) to 40°C (104°F)

#### Charge Retention (shelf life) at 20°C (68°F)

1 month	98%
3 month	94%
6 month	85%

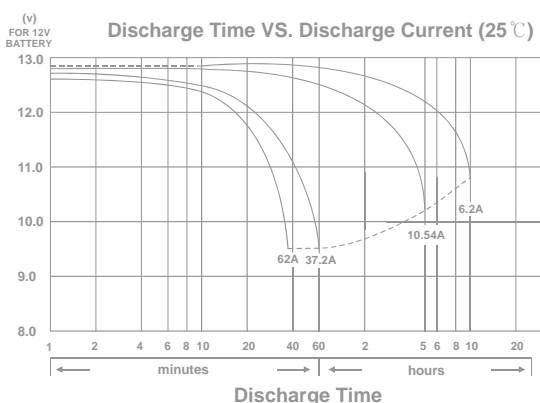
#### Case Material

(UL94HB flame retardant case / cover)

ABS

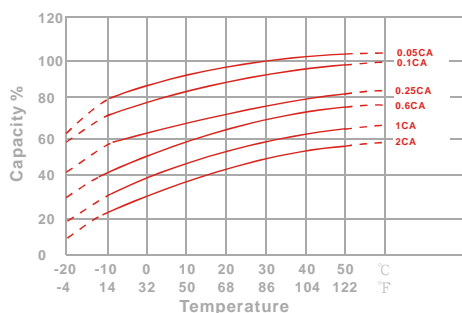
#### Terminal

F8

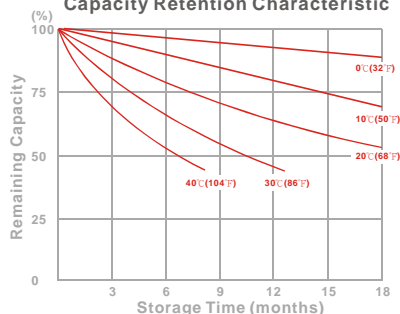


## CHARACTERISTIC & PERFORMANCE DATA

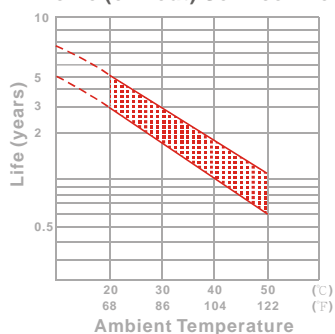
Effect of Temperature on Capacity 25°C (77°F)



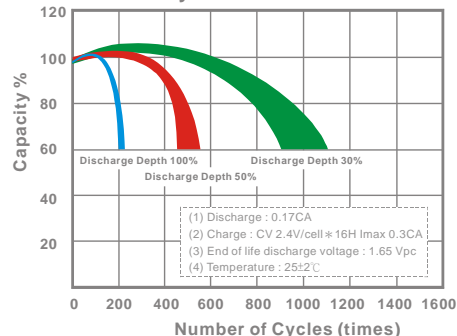
Capacity Retention Characteristic



Trickle (or float) Service Life



Cycle Service Life



### - PERFORMANCE DATA

Discharge Rates in Watts per Battery to Various End Voltages at 25°C (77°F)

Time	End Voltage							
	1.85V	1.80V	1.75V	1.70V	1.67V	1.65V	1.60V	1.60V
5	min	1264	1958	2360	2626	2702	2785	2875
10	min	787	1241	1496	1665	1712	1766	1823
15	min	657	939	1107	1218	1249	1283	1320
30	min	413	532	608	668	685	704	725
60	min	346	424	437	446	448	451	455
120	min	216	225	231	236	237	239	241
180	min	173	181	186	190	191	192	194
240	min	139	145	149	152	153	154	156
300	min	118	123	127	129	130	131	132
600	min	69.9	72.8	75.0	76.5	76.9	77.4	78.2
1200	min	36.7	38.2	39.4	40.1	40.4	40.7	41.0

- Discharge Rates in Amperes per Battery to Various End Voltages at 25°C (77°F)

Time	End Voltage							
	1.85V	1.80V	1.75V	1.70V	1.67V	1.65V	1.60V	1.60V
5	min	120	189	228	254	261	269	278
10	min	74.9	118	142	159	153	168	174
15	min	57.3	85.4	101	111	114	117	120
30	min	43.6	51.7	59.8	64.0	64.8	67.1	72.4
60	min	32.5	35.9	37.6	38.9	39.4	40.0	40.6
120	min	19.3	20.7	21.8	22.7	23.0	23.5	24.1
180	min	13.3	14.5	15.6	16.1	16.3	16.6	16.9
240	min	11.3	11.9	12.5	13.1	13.2	13.4	13.6
300	min	10.3	10.7	11.0	11.2	11.3	11.4	11.5
600	min	5.96	6.20	6.38	6.50	6.53	6.58	6.64
1200	min	3.03	3.16	3.26	3.32	3.34	3.36	3.39

All data on the spec. sheet is an average value:

The tolerance range: X<6min (+15%~-15%), 6min≤X<10min (+12%~-12%), 10min≤X<60min (+8%~-8%), X≥60min (+5%~-5%)