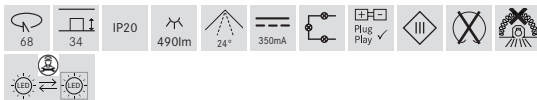
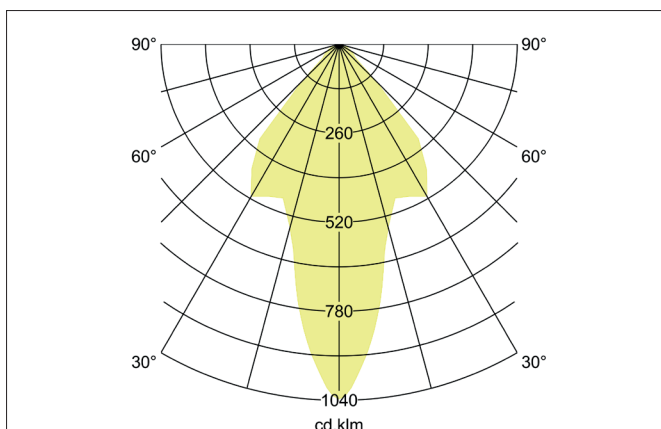
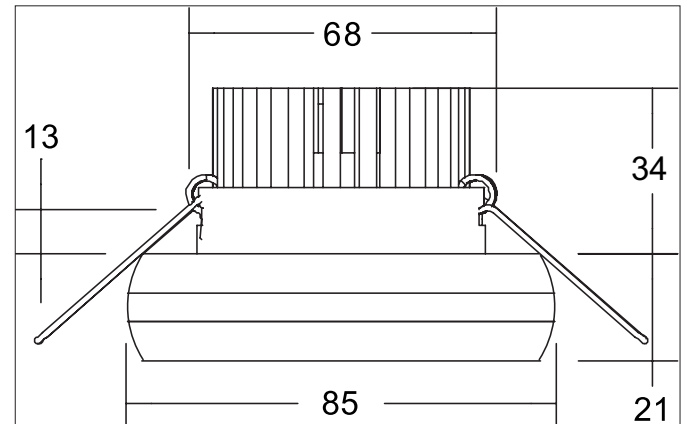


NATUNA LED-Einbaudownlight mit dekorativem Seitenlicht, gerundete Außenkante

Article no. 12358173

**Tender**

Round LED recessed downlight with decorative side light, rounded outer edge, tool-free ceiling installation using installation springs. Ceiling cut-out Ø 68 mm, installation depth 34 mm, outer diameter 85 mm, weight 0.166 kg, silver reflector with rotationally symmetrical deep-wide beam light distribution. Cover glass partially frosted, rated luminous flux 490 lm, rated wattage 1 x 6 W, light color warm white, most similar color temperature (CCT) 3,000 K, general color rendering index CRI > 80, service life L70/B50 at 25 °C: 50,000 h, housing material: aluminum / glass / plastic, color: textured white, permissible ambient temperature (ta): -20 °C - +25 °C, protection class (EN 61140): III, degree of protection (DIN EN 60529): IP20. For connection to an external control gear, which is not included with the luminaire. Dimmable depending on the control gear.

Product Benefits

- Einbaudownlight in runder Bauform aus massivem Aluminium.
- Überraschendes, frisches Design mit Direkt- und Indirektanteilen.
- Deckenausschnitt 68 mm, Außendurchmesser 85 mm, Einbautiefe 34 mm, Lichtstrom 490 lm, IP20.
- Bei Verwendung eines geeigneten Konverters dimmbar.

NATUNA LED-Einbaudownlight mit dekorativem Seitenlicht, gerundete Außenkante

Article no. 12358173

Article data	
Article no.	12358173
GTIN	4255752501008
Series name	NATUNA
Short description	LED-Einbaudownlight mit dekorativem Seitenlicht, gerundete Außenkante
Material	Aluminium / Glass / Plastic
Colour	White
Type of surface	Structure
Shape	Round
Outer diameter	85 mm
Built-in diameter	68 mm
Installation depth	34 mm
Hight	21 mm
Weight	0.166 kg
Conformance	CE, UKCA

Lighting technology	
Colour temperature	3.000 K
Light colour	White
Light output	Direct/Indirect
Luminous flux	490 lm
System efficiency	82 lm/W
Colour rendering	CRI > 80
Reflector	Faceted
Reflector colour	silver
Beam angle	24°
Light sharing	Symmetric
Adjustable color temperature	No

Operating technology of the luminaire	
System output	6 W
Voltage type	DC
Current	350 mA
Lamp	LED
Lamp holder	Plug&Play
Protection class	III
Degree of protection	IP20
Dimmable	Depending on type of control gear
Control	Depending on driver
Bulb change possible	The light source of this luminaire may only be replaced by the manufacturer or a service technician commissioned by him or a similarly qualified person.
Rated life time L70/B50 at 25 °C	50,000 h
Energy efficiency class	nicht erforderlich

Mounting technology	
Mounting method	Recessed mounting
Place of installation	Ceiling-mounted
Adjustability	Not adjustable
Max. ceiling thickness	13 mm
Further references	No cover with thermal insulation material
Material cover	Glass partially frosted
Circlip	Without circlip
Suitable for through-wiring	Yes, with optional accessories

NATUNA LED-Einbaudownlight mit dekorativem Seitenlicht, gerundete Außenkante
Article no. 12358173

Packing data	
Gross weight	0.23 kg
Length of packaging	130 mm
Packaging width	100 mm
Packaging hight	80 mm
Disposal at end of life	<p>This product must not be disposed of with household waste. You are obliged, to dispose of such electrical waste separately.</p> <p>By disposing of electrical waste and other old or defective electronics separately, you support recycling or other forms of re-use. In that way you help to take care and to avoid that harmful substances get into the environment.</p>

NATUNA LED-Einbaudownlight mit dekorativem Seitenlicht, gerundete Außenkante

Article no. 12358173

Required accessories
Article no.: 17662000 LED converter 350 mA, on/off switchable Power: 1 - 7,2 W, Plug&Play Dimensions: 68 mm x 35 mm x 21 mm https://www.brumberg.com/fileadmin/products/Datenblatt_17662000_2021_DE.pdf
Article no.: 17662020 LED converter 350 mA, on/off switchable Power: 1 - 7,2 W, Plug&Play + Anschlussbox Dimensions: 68 mm x 35 mm x 21 mm https://www.brumberg.com/fileadmin/products/Datenblatt_17662020_2021_DE.pdf
Article no.: 17663000 LED converter 350 mA, trailing-edge phase dimmable Power: 2,8 - 7 W, Plug&Play Dimensions: 110 mm x 50 mm x 19 mm https://www.brumberg.com/fileadmin/products/Datenblatt_17663000_2021_DE.pdf
Article no.: 17663020 LED converter 350 mA, trailing-edge phase dimmable Power: 2,8 - 7 W, Plug&Play + Anschlussbox Dimensions: 110 mm x 50 mm x 19 mm https://www.brumberg.com/fileadmin/products/Datenblatt_17663020_2021_DE.pdf
Article no.: 17613000 LED converter 350 mA, on/off switchable Power: 1 - 15 W, Plug&Play Dimensions: 115 mm x 34 mm x 19 mm https://www.brumberg.com/fileadmin/products/Datenblatt_17613000_2021_DE.pdf
Article no.: 17613020 LED converter 350 mA, on/off switchable Power: 1 - 15 W, Plug&Play + Anschlussbox Dimensions: 115 mm x 34 mm x 19 mm https://www.brumberg.com/fileadmin/products/Datenblatt_17613020_2021_DE.pdf
Article no.: 17621000 LED converter 350 mA, on/off switchable Power: 1 - 21 W, Plug&Play Dimensions: 128 mm x 50 mm x 13 mm https://www.brumberg.com/fileadmin/products/Datenblatt_17621000_2021_DE.pdf
Article no.: 17621020 LED converter 350 mA, on/off switchable Power: 1 - 21 W, Plug&Play + Anschlussbox Dimensions: 128 mm x 50 mm x 13 mm https://www.brumberg.com/fileadmin/products/Datenblatt_17621020_2021_DE.pdf
Article no.: 17652000 LED-round converter 350 mA, trailing-edge phase dimmer Power: 4,9 - 7 W, Plug&Play Dimensions: 51 mm x 24 mm https://www.brumberg.com/fileadmin/products/Datenblatt_17652000_2021_DE.pdf
Article no.: 17652020 LED-round converter 350 mA, trailing-edge phase dimmer Power: 4,9 - 7 W, Plug&Play + Anschlussbox Dimensions: 51 mm x 24 mm https://www.brumberg.com/fileadmin/products/Datenblatt_17652020_2021_DE.pdf

NATUNA LED-Einbaudownlight mit dekorativem Seitenlicht, gerundete Außenkante

Article no. 12358173

Required accessories
Article no.: 17640000 LED converter 350 mA, trailing-edge phase dimmable Power: 4,2 - 10 W, Plug&Play Dimensions: 102 mm x 38 mm x 21 mm https://www.brumberg.com/fileadmin/products/Datenblatt_17640000_2021_DE.pdf
Article no.: 17640020 LED converter 350 mA, trailing-edge phase dimmable Power: 4,2 - 10 W, Plug&Play + Anschlussbox Dimensions: 102 mm x 38 mm x 21 mm https://www.brumberg.com/fileadmin/products/Datenblatt_17640020_2021_DE.pdf
Article no.: 17648000 LED converter 350 mA, trailing-edge phase dimmable Power: 0,7 - 17 W, Plug&Play Dimensions: 166 mm x 46 mm x 34 mm https://www.brumberg.com/fileadmin/products/Datenblatt_17648000_2021_DE.pdf
Article no.: 17648020 LED converter 350 mA, trailing-edge phase dimmable Power: 0,7 - 17 W, Plug&Play + Anschlussbox Dimensions: 166 mm x 46 mm x 34 mm https://www.brumberg.com/fileadmin/products/Datenblatt_17648020_2021_DE.pdf
Article no.: 17657000 LED converter 350 mA, 1-10 V dimmable (analog) Power: 5,2 - 18 W, Plug&Play Dimensions: 110 mm x 52 mm x 22 mm https://www.brumberg.com/fileadmin/products/Datenblatt_17657000_2021_DE.pdf
Article no.: 17682000 LED converter 350 mA, DALI dimmable (digital) Power: 1,8 - 18,5 W, Plug&Play Dimensions: 146.5 mm x 43.5 mm x 22 mm https://www.brumberg.com/fileadmin/products/Datenblatt_17682000_2021_DE.pdf
Article no.: 17682020 LED converter 350 mA, DALI dimmable (digital) Power: 1,8 - 18,5 W, Plug&Play + Anschlussbox Dimensions: 146.5 mm x 43.5 mm x 22 mm https://www.brumberg.com/fileadmin/products/Datenblatt_17682020_2021_DE.pdf
Article no.: 17683000 LED converter 350 mA, DALI dimmable (digital) Power: 3,5 - 17 W, Plug&Play Dimensions: 110.5 mm x 52 mm x 22 mm https://www.brumberg.com/fileadmin/products/Datenblatt_17683000_2021_DE.pdf
Article no.: 17683020 LED converter 350 mA, DALI dimmable (digital) Power: 3,5 - 17 W, Plug&Play + Anschlussbox Dimensions: 110.5 mm x 52 mm x 22 mm https://www.brumberg.com/fileadmin/products/Datenblatt_17683020_2021_DE.pdf
Article no.: 17684000 LED converter 350 mA, DALI dimmable (digital) Power: 2,8 - 7 W, Plug&Play Dimensions: 130 mm x 42 mm x 22 mm https://www.brumberg.com/fileadmin/products/Datenblatt_17684000_2021_DE.pdf

NATUNA LED-Einbaudownlight mit dekorativem Seitenlicht, gerundete Außenkante

Article no. 12358173

Required accessories

Article no.: 17684020

LED converter 350 mA, DALI dimmable (digital)

Power: 2,8 - 7 W, Plug&Play + Anschlussbox

Dimensions: 130 mm x 42 mm x 22 mm

https://www.brumberg.com/fileadmin/products/Datenblatt_17684020_2021_DE.pdf

Article no.: 17658000

LED round converter 350 mA, DALI dimmable (digital)

Power: 2,1 - 9 W, Plug&Play

Dimensions: 56 mm x 25 mm

https://www.brumberg.com/fileadmin/products/Datenblatt_17658000_2021_DE.pdf

Article no.: 17658020

LED round converter 350 mA, DALI dimmable (digital)

Power: 2,1 - 9 W, Plug&Play + Anschlussbox

Dimensions: 56 mm x 25 mm

https://www.brumberg.com/fileadmin/products/Datenblatt_17658020_2021_DE.pdf

Article no.: 17671000

LED converter 350mA, ZigBee dimmable

Power: 3,5 - 18,5 W, Plug&Play

Dimensions: 146.5 mm x 44 mm x 30 mm

https://www.brumberg.com/fileadmin/products/Datenblatt_17671000_2021_DE.pdf

Article no.: 17671020

LED converter 350mA, ZigBee dimmable

Power: 3,5 - 18,5 W, Plug&Play + Anschlussbox

Dimensions: 146.5 mm x 44 mm x 30 mm

https://www.brumberg.com/fileadmin/products/Datenblatt_17671020_2021_DE.pdf

Article no.: 17672000

LED converter 350mA, Casambi dimmable

Power: 3,5 - 18,5 W, Plug&Play

Dimensions: 146.5 mm x 44 mm x 30 mm

https://www.brumberg.com/fileadmin/products/Datenblatt_17672000_2021_DE.pdf

Article no.: 17672020

LED converter 350mA, Casambi dimmable

Power: 3,5 - 18,5 W, Plug&Play + Anschlussbox

Dimensions: 146.5 mm x 44 mm x 30 mm

https://www.brumberg.com/fileadmin/products/Datenblatt_17672020_2021_DE.pdf

NATUNA LED-Einbaudownlight mit dekorativem Seitenlicht, gerundete Außenkante

Article no. 12358173

Optional accessories

Article no.: 81201170

Reducing ring D 110 mm, for luminaire cut-out size 68 mm

https://www.brumberg.com/fileadmin/products/Datenblatt_81201170_2021_DE.pdf

Article no.: 81202170

Reducing ring D 130 mm, for luminaire cut-out size 68 mm

https://www.brumberg.com/fileadmin/products/Datenblatt_81202170_2021_DE.pdf

Article no.: 81203170

Reducing ring D 145 mm, for luminaire cut-out size 68 mm

https://www.brumberg.com/fileadmin/products/Datenblatt_81203170_2021_DE.pdf

Article no.: 3835

Plug & Play extension lead 350 mA

Dimensions: 500 mm

https://www.brumberg.com/fileadmin/products/Datenblatt_00003835_2021_DE.pdf

Article no.: 3836

Plug & Play extension lead 350 mA

Dimensions: 1,000 mm

https://www.brumberg.com/fileadmin/products/Datenblatt_00003836_2021_DE.pdf

Article no.: 3837

Plug & Play extension lead 350 mA

Dimensions: 2,000 mm

https://www.brumberg.com/fileadmin/products/Datenblatt_00003837_2021_DE.pdf