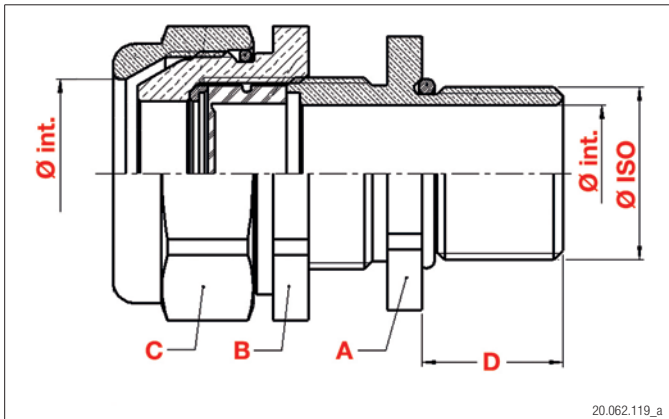


PLICA-3F EEX d/e II C EMV (metr.)



20.062.119_a



20.062.119_b

MAT
Messing vernickelt
Laiton nickelé
Nickel plated brass

TEMP
-40°C bis +100°C
-40°C à +100°C
-40°C to +100°C

IP 68 bis 5 bar
IP 68 à 5 bar
IP 68 to 5 bar

Neopren 80
Néoprène 80
Neoprene 80



Kabelverschraubung PLICA-3F EEX d/e II C EMV

Typ 3F -> 3 Funktionen:

Funktion 1: Abdichtung des Kabels (nach dem Schirmkontakt). Funktion 2: Abschirmung des Kabels. Funktion 3: Zugentlastung. Montagefreundlich. O-Ring aus Nitril. Druck-Ring aus Polycarbonat. s = Schirmdicke. Zone 1, 2, 21 und 22.

Presse-étoupe PLICA-3F EEX d/e II C CEM

Typ 3F -> 3 Fonctions:

Fonction 1: Étanchéité du câble (après la mise à la masse). Fonction 2: Mise à la masse du câble. Fonction 3: Décharge de traction. Montage ergonomique. Joint torique en nitrile. Anneau de poussée en polycarbonate. s = Grosseur de l'écran. Zone 1, 2, 21 et 22.

Cable gland PLICA-3F EEX d/e II C EMI

Typ 3F -> 3 Functions:

Function 1: Sealing of the cable (after the screen contact). Function 2: Screening of the cable. Function 3: Traction relief. Ease of assembly. O-ring of nitrile. Pressure ring of polycarbonate. s = Thickness of the shield. Area 1, 2, 21 and 22.

	Ø Ext.	s mm	Ø Int.	A mm	B mm	C mm	D mm		Plica-Nr.	E-Nr.	VE
M12	7-12	1	4-7	18	20	20	16	vernickelt	92.4402.012		1
M16	7-12	1	4-8	20	20	20	16	vernickelt	92.4402.016		1
	9-16	1.25	6-12	18	24	24	16	vernickelt	92.4402.116		1
M20	7-12	1	4-8	24	20	20	16	vernickelt	92.4402.020		1
	9-16	1.25	6-12	24	24	24	16	vernickelt	92.4402.120		1
	13-21	1.25	8.5-15	28	30	30	16	vernickelt	92.4402.220		1
M25	9-16	1.25	6-12	28	24	24	16	vernickelt	92.4402.025		1
	13-21	1.25	8.5-15.5	30	30	30	16	vernickelt	92.4402.125		1
	17-27.5	1.6	12-19.5	36	40	40	16	vernickelt	92.4402.225		1
M32	17-27.5	1.6	12-20.5	40	40	40	16	vernickelt	92.4402.032		1
	22-34	2	16-25.5	44	48	48	16	vernickelt	92.4402.132		1
M40	22-34	2	16-27.5	48	48	48	16	vernickelt	92.4402.040		1
	28-41	2	21-33	50	55	55	16	vernickelt	92.4402.140		1
M50	28-41	2	21-34	55	55	55	16	vernickelt	92.4402.050		1
	34-48	2.5	27-41	64	64	64	16	vernickelt	92.4402.150		1
M63	39-54	2.5	33-46	70	70	70	16	vernickelt	92.4402.063		1
	48-65	2.5	40-54	80	85	85	16	vernickelt	92.4402.163		1
M75	48-65	2.5	40-54	85	85	85	18	vernickelt	92.4402.075		1
	55-74	2.5	47-65	90	95	95	18	vernickelt	92.4402.175		1
M80	55-74	2.5	47-65	95	95	95	20	vernickelt	92.4402.080		1
	65-83	3.15	54-71	100	110	110	20	vernickelt	92.4402.180		1
M90	65-83	3.15	54-74	110	110	110	22	vernickelt	92.4402.090		1

Technische Änderungen vorbehalten – Sous réserve de changements techniques – Technical alterations reserved

Kabelverschraubungen





ATEX Messing metr.

Presse-étoupes

ATEX laiton métr.

Cable glands

ATEX brass metr.

	 Ext.	s mm	 Int.	A mm	B mm	C mm	D mm			Plica-Nr.	E-Nr.	VE
M90	74-93	3.15	63-79	110	120	120	22		vernickelt	92.4402.190		1
M100	74-93	3.15	63-82	120	120	120	22		vernickelt	92.4402.100		1