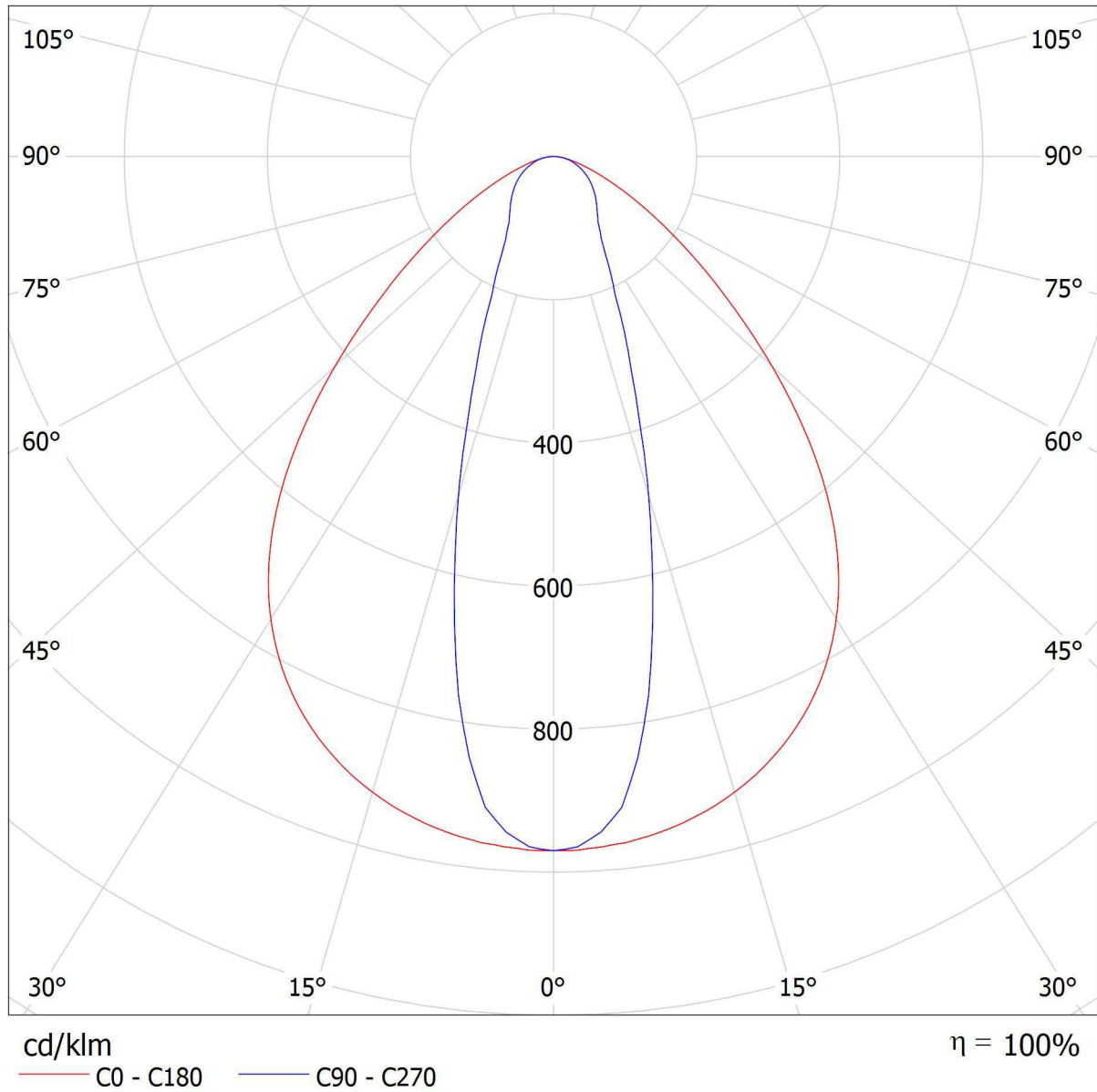


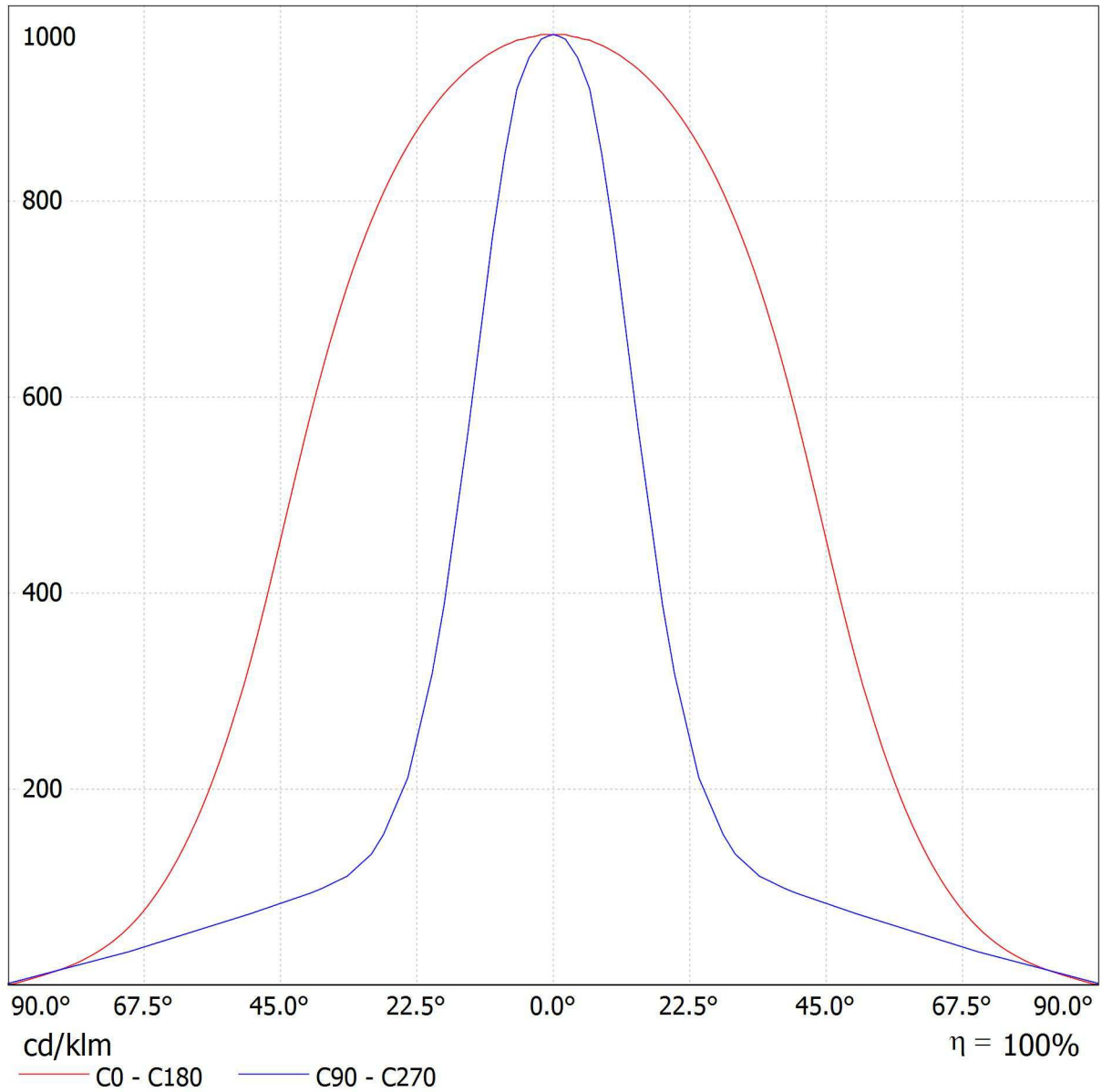
OPPLE 545001108600 LED HB-Lin-P 240W-DALI-XAS / LDC (Polar)

Luminaire: OPPLE 545001108600 LED HB-Lin-P 240W-DALI-XAS
Lamps: 1 x LED4000K-240W



OPPLE 545001108600 LED HB-Lin-P 240W-DALI-XAS / LDC (Linear)

Luminaire: OPPLE 545001108600 LED HB-Lin-P 240W-DALI-XAS
Lamps: 1 x LED4000K-240W



OPPLE 545001108600 LED HB-Lin-P 240W-DALI-XAS / UGR-Table

Luminaire: OPPLE 545001108600 LED HB-Lin-P 240W-DALI-XAS

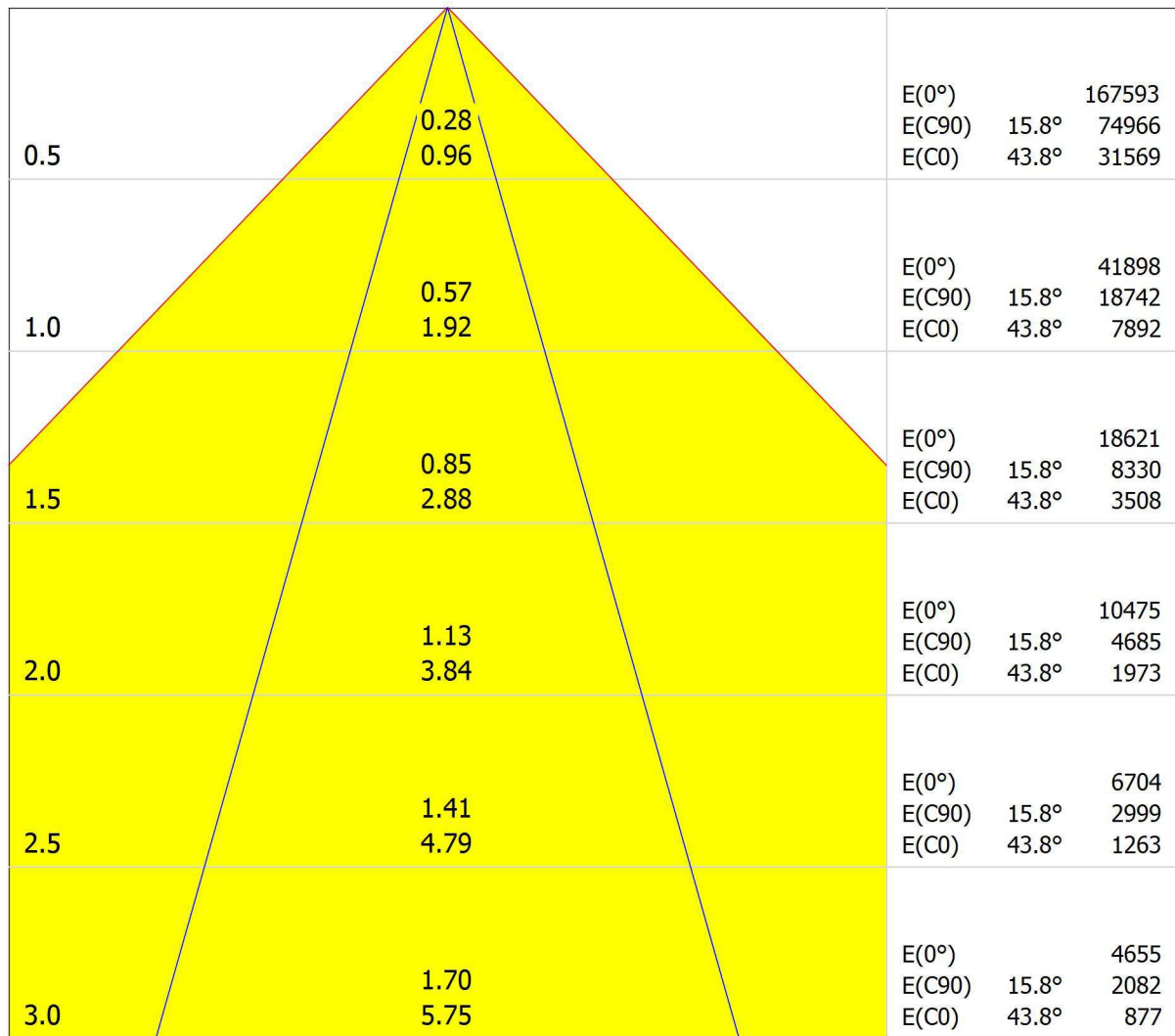
Lamps: 1 x LED4000K-240W

Glare Evaluation According to UGR											
ρ Ceiling		70	70	50	50	30	70	70	50	50	30
ρ Walls		50	30	50	30	30	50	30	50	30	30
ρ Floor		20	20	20	20	20	20	20	20	20	20
Room Size X Y		Viewing direction at right angles to lamp axis					Viewing direction parallel to lamp axis				
2H	2H	27.4	28.5	27.7	28.7	28.9	20.2	21.3	20.5	21.5	21.7
	3H	28.2	29.1	28.5	29.4	29.6	21.8	22.7	22.1	23.0	23.2
	4H	28.4	29.3	28.7	29.5	29.8	22.5	23.4	22.8	23.6	23.9
	6H	28.5	29.3	28.9	29.6	29.9	23.1	23.9	23.5	24.2	24.5
	8H	28.5	29.3	28.9	29.6	29.9	23.4	24.2	23.7	24.5	24.8
	12H	28.5	29.3	28.9	29.6	29.9	23.6	24.3	24.0	24.7	25.0
4H	2H	27.4	28.2	27.7	28.5	28.8	21.2	22.0	21.5	22.3	22.6
	3H	28.2	29.0	28.6	29.3	29.6	22.9	23.6	23.2	23.9	24.2
	4H	28.6	29.2	29.0	29.6	29.9	23.7	24.3	24.1	24.7	25.0
	6H	28.8	29.4	29.2	29.7	30.1	24.4	25.0	24.9	25.4	25.8
	8H	28.9	29.4	29.3	29.8	30.2	24.8	25.3	25.2	25.7	26.1
	12H	28.9	29.4	29.4	29.8	30.2	25.0	25.5	25.5	25.9	26.3
8H	4H	28.6	29.1	29.0	29.5	29.9	24.1	24.7	24.6	25.0	25.4
	6H	28.9	29.3	29.4	29.8	30.2	25.1	25.5	25.5	25.9	26.3
	8H	29.1	29.4	29.5	29.9	30.3	25.5	25.8	26.0	26.3	26.8
	12H	29.2	29.5	29.6	29.9	30.4	25.9	26.2	26.3	26.6	27.1
12H	4H	28.6	29.0	29.0	29.5	29.9	24.2	24.7	24.6	25.1	25.5
	6H	28.9	29.3	29.4	29.7	30.2	25.2	25.5	25.7	26.0	26.5
	8H	29.1	29.4	29.6	29.9	30.4	25.7	26.0	26.1	26.4	26.9
Variation of the observer position for the luminaire distances S											
S = 1.0H		+0.6 / -0.3					+0.1 / -0.1				
S = 1.5H		+2.0 / -1.3					+0.2 / -0.4				
S = 2.0H		+3.4 / -2.0					+0.3 / -0.7				
Standard table		BK03					BK07				
Correction Summand		11.4					8.4				
Corrected Glare Indices referring to 43200lm Total Luminous Flux											

The UGR values have been calculated according to CIE Publ. 117 Spacing-to-Height-Ratio = 0.25.

OPPLE 545001108600 LED HB-Lin-P 240W-DALI-XAS / Cone Diagram

Luminaire: OPPLE 545001108600 LED HB-Lin-P 240W-DALI-XAS
Lamps: 1 x LED4000K-240W



Distance [m]

Cone Diameter [m]

Illuminance [lx]

— C0 - C180 (Half-value Angle: 87.6°)

— C90 - C270 (Half-value Angle: 31.6°)