

PLENTICORE BI

Battery inverter - G2 5.5/26 – 10/26 kW



Data sheet

PLENTICORE BI G2: The efficient AC storage inverter

All-in-one

- Application range for single-family homes to commercial
- Ideal for retrofitting existing PV systems

Smart connected

- Smart Communication Board: Control interfaces integrated as standard
- Future-proof: new functions via software update
- Display, data logger and system monitoring
- Free Solar Portal for monitoring the PV system
- 2 x LAN, WiFi, Evaluation of external overvoltage protection modules
- Modbus/SunSpec (TCP) for Smart Home integration



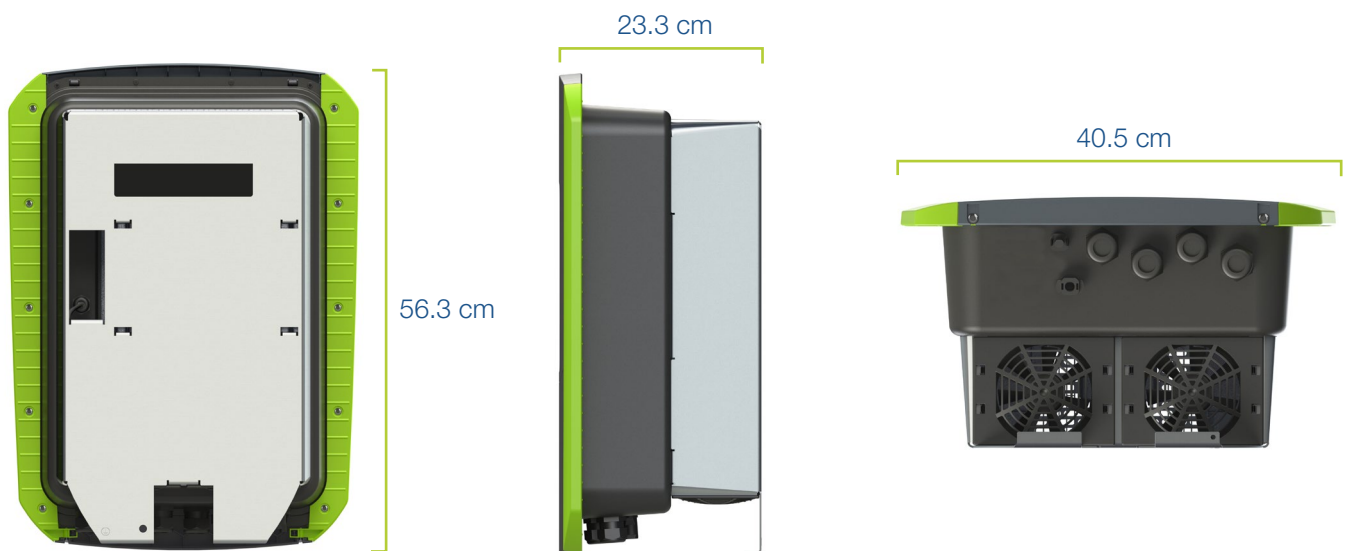
Smart performance

- Low conversion losses due to high-voltage battery
- Battery charging from various AC energy sources ²⁾
- Peak shaving (short-term and rapid reduction of peak loads) ²⁾
- Timed Battery Control – Charging/Discharging when power consumption is low / high ²⁾

Easy to install

- Simple device configuration using commissioning wizard via display or smartphone
- Safe installation due to clearly arranged, separate terminal compartment with Push-In terminals and protected power electronics
- Compatible with RCD type A
- Auto Update: Always at the cutting edge of technology

PLENTICORE BI G2: compact and rapidly deployable



¹⁾ Battery function enabled at the factory (no battery activation code required).

²⁾ Compatible energy meter required (see document Released energy meters in the download area for the product)

Technical data PLENTICORE BI G2

Power class PLENTICORE BI		5.5/26	10/26
Input (DC)	Working voltage for battery input ($U_{DCworkbatmin} - U_{DCworkbatmax}$)	V 120...650	
	Max. charging/discharging current at battery input	A 26/26	26/26
	Number of DC inputs	1	
Output (AC)	Rated power, $\cos \varphi = 1$ ($P_{AC,r}$)	kW 5.5	10
	Apparent output power ($S_{AC,Nom}, S_{AC,max}$)	kVA 5.5	10
	Min. output voltage (U_{ACmin})	V 320	
	Max. output voltage (U_{ACmax})	V 500	
	Rated output current ($I_{AC,r}$)	A 7.94	14.43
	Max. output current (I_{ACmax})	A 8.82	16.04
	Short-circuit current (peak/RMS)	A 12.5/8.8	22.8/16.1
	Grid connection	3N~, 400V, 50 Hz	
	Rated frequency (f_r)	Hz 50	
	Min/max grid frequency (f_{min}/f_{max})	Hz 47/53	
	Setting range of the power factor ($\cos \varphi_{AC,r}$)	0.8 ...1	
	Power factor for rated power ($\cos \varphi_{AC,r}$)	1	
	Max. THD	% 3	
	Standby	W 7.9	
	η	Max. efficiency Bat2AC	% 96.6
Max. efficiency AC2Bat		% 96.8	96.8

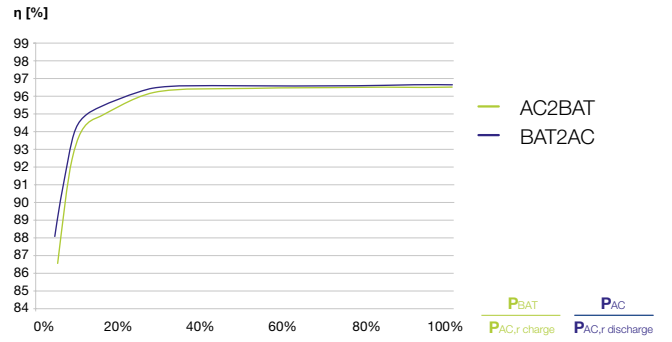
Power class PLENTICORE BI		5.5/26	10/26	
System data	Topology: Without galvanic isolation – transformerless	✓		
	Protection class according to IEC 60529	IP 65		
	Protective class according to IEC 62103	I		
	Overvoltage category according to IEC 60664-1, output side (grid connection)	III		
	Degree of contamination	4		
	Environmental category (indoor installation)	✓		
	UV resistance	✓		
	AC cable diameter (min-max)	mm	8...17	
	AC cable cross-section (min-max)	mm ²	1.5...6	4...6
	BAT cable cross-section	mm ²	6	6
	Max. fuse protection on output side		B16/C16	B25/C25
	Internal operator protection according to EN 62109-2 (compatible with RCD type A)		✓	
	Independent disconnection device according to VDE 0126-1-1		✓	
	Height/width/depth	mm	563/405/233	
	Weight	kg	17.9	19.9
	Cooling principle – regulated fans		✓	
	Max. air throughput	m ³ /h	184	
	Noise emission (typical)	dB(A)	39	
	Ambient temperature	°C	-20...60	
	Max. installation altitude above sea level	m (ft)	2000	
	Relative humidity	%	4...100	
	Connection technology, DC side		SUNCLIX plug	
	Connection technology, AC side		Spring-type terminal strip	
Connection technology, interfaces		Push-In terminal		
Interfaces	Ethernet LAN (RJ45) / WLAN (IEEE 802.11b/g/n 2.4GHz)	2 / ✓		
	Connection of energy meter for collecting energy data (Modbus RTU)	1		
	Digital inputs	External battery control, OVP evaluation		
	Digital outputs (e. g. for self-consumption control)	4 (24 V, 100 mA)		
	Webserver (user interface)	✓		
	Warranty (Smart Warranty / Smart Warranty plus ¹⁾)	Years	10 (5 + 5)	
Directives/Certification		CE, GS, CEI 0-21, C10/11, EN 62109-1, EN 62109-2, EN 60529, EN 50438 ²⁾ , EN 50549-1 ²⁾ , NAV/EEA, G98, G99, EIFS2018, IEC 61727, IEC 62116, RD 1699, RD 647, RFG (EU 2016/631), TF3.3.1, TOR Erzeuger, UNE 206006, UNE 206007-1, VDE 0126-1-1, VDE-AR-N 4100/4105, VJV2018		

Subject to technical changes. Errors excepted. You can find current information at www.kostal-solar-electric.com. Manufacturer: KOSTAL Industrie Elektrik GmbH, Hagen, Germany

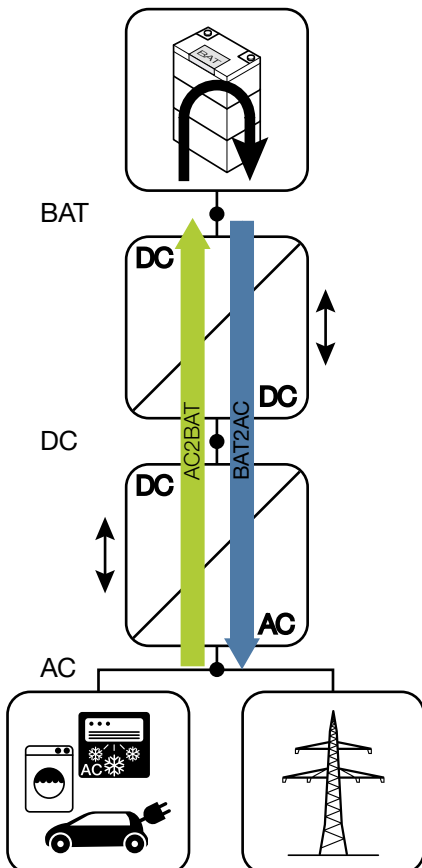
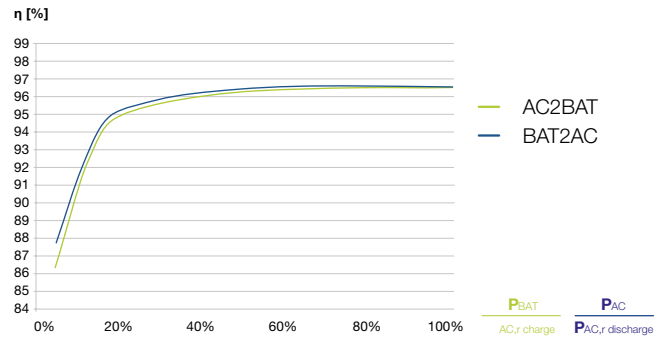
¹⁾ Activate your free warranty (Smart Warranty) now in the KOSTAL Solar online shop (shop.kostal-solar-electric.com). This does not affect your statutory warranty. You will find more information about the service and warranty conditions in the download area for your product.



PLENTICORE BI 5.5/26 G2



PLENTICORE BI 10/26 G2



Services for our products

FAQs:
kostal-solar-electric.com/Service_Support

Product registration, KOSTAL Smart Warranty, warranty extension or purchase of accessories:
shop.kostal-solar-electric.com

Get in touch: service-solar@kostal.com

