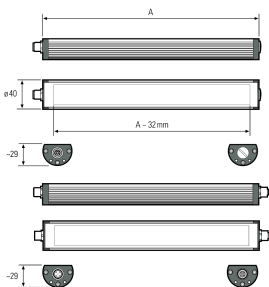
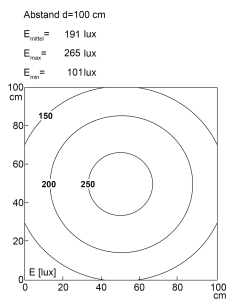



LED surface-mounted luminaire



Product-Nr.	119110-02
EAN:	4260556624303
Model:	TUBELED_40 Element DC
Order number:	119110-02
Model:	TUBELED_40 Element DC
Type:	LED surface-mounted luminaire
Illuminant:	SMD LED
Power consumption:	~6 W
Lamp luminous flux:	1000 lm
Lamp luminous efficiency:	~155 lm/W
Light distribution:	direct
Light colour:	daylight white (5200 - 5700K)
Connected load:	24V DC \pm 10%
Connection (connector):	M12 A-coded
Degree of protection:	IP54
Class of protection:	III
Glare control:	diffuser sheet for scattered light, PMMA
Beam angle (optics):	100°
Operating temperature:	-30 °C -> +70 °C (-22 °F -> 158 °F)
Colour rendering (Ra):	>85
Lamps lifetime:	> 100.000h (L80/B10)
Housing material:	aluminium, endcaps made of plastics
Cover material:	PMMA, frosted
Height [B] x Width [C]:	29 mm x 40 mm (~1,14" x ~1,57")
Length [A]:	280 mm (~11,02")
Weight (net):	340 g (~12 oz)
Gross weight:	550 g (~19 oz)
Risk group (DIN EN 62471):	free group
Markings:	CE, UKCA, D mark
Dimmable:	optional via accessories
Mounting accessories:	optional
Made in:	Germany
Feature:	resistant to high temperatures