

# MULTI 6x VM 8-8 Cat.7, AP

## Montageanweisung / Assembly Instruction



**1** Lieferumfang / Scope of delivery  
J00060A0071

Aufkleber für Portkennzeichnung / Label for Port marking

**2**

**3** aneinanderreihen möglich / to string together possible

Optional:  
Erdungs-Set / Grounding set  
L00040A0009

**4** Kabelzuführung von 2 Seiten / Cable routing from both sides

W-G/G  
W-O/O  
W-BL/BL  
W-BR/BR

Folienschirm / Foil screen 20 mm  
Folienschirm / Foil screen 44 mm

Folienschirm / Foil screen 44 mm  
Folienschirm / Foil screen 20 mm

W-G/G  
W-O/O  
W-BL/BL  
W-BR/BR

**5** Kabelzuführung von 1 Seite / Cable routing from one side

W-G/G  
W-O/O  
W-BL/BL  
W-BR/BR

Folienschirm / Foil screen 20 mm  
Folienschirm / Foil screen 44 mm

W-G/G  
W-O/O  
W-BL/BL  
W-BR/BR

Folienschirm / Foil screen 25 mm  
Folienschirm / Foil screen 52 mm

**6** Alternativ / alternatively  
Paarabschirmung bis zur  
LSA-Klemme entfernen  
remove the pair screen  
up to the LSA-Clamp

W-BR  
BR  
W-BR  
BR

W-G  
G  
W-G  
G

W-BL  
BL  
W-BL  
BL

W-O  
O  
W-O  
O

**7** LSA-Plus Werkzeug / LSA Plus tool  
N01002A0001

W-BR  
BR  
W-BR  
BR

W-G  
G  
W-G  
G

W-BL  
BL  
W-BL  
BL

W-O  
O  
W-O  
O

**8** Kabelzuführung von 2 Seiten  
Cable routing from both sides


**9** Kabelzuführung von 1 Seite  
Cable routing from one side

# 19" MULTI 12x VM 8-8 Cat.7, 1/2 HE


Montageanweisung / Assembly Instruction




**1** Lieferumfang / Scope of delivery  
J00060A0072



**2**

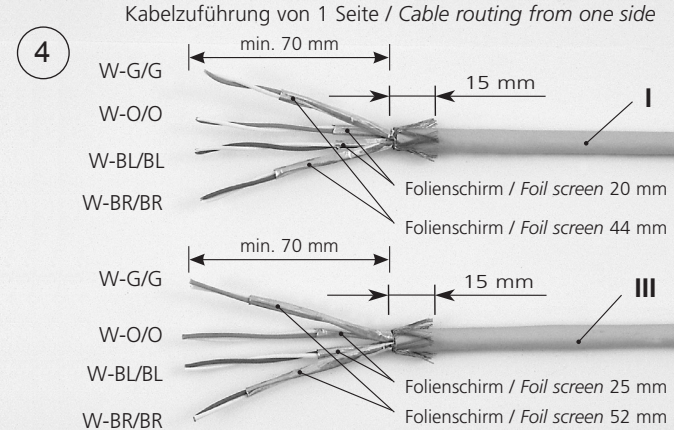


**3**




Optional:  
Erdungs-Set / Grounding set  
L00040A0009

**4** Kabelzuführung von 1 Seite / Cable routing from one side



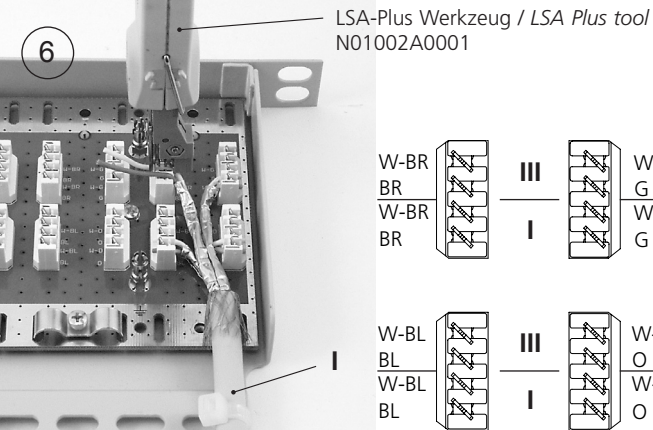
W-G/G min. 70 mm  
W-O/O 15 mm  
W-BL/BL  
W-BR/BR  
Folienschirm / Foil screen 20 mm  
Folienschirm / Foil screen 44 mm  
W-G/G min. 70 mm  
W-O/O 15 mm  
W-BL/BL  
W-BR/BR  
Folienschirm / Foil screen 25 mm  
Folienschirm / Foil screen 52 mm

**5** Alternativ / alternatively  
Paarabschirmung bis zur  
LSA-Klemme entfernen  
remove the pair screen  
up to the LSA-Clamp




W-BR BR  
BR BR  
W-BL BL  
BL BL  
W-G G  
G G  
W-O O  
O O

**6** LSA-Plus Werkzeug / LSA Plus tool  
N01002A0001



W-BR BR  
BR BR  
W-BL BL  
BL BL  
W-G G  
G G  
W-O O  
O O

**7**



**8** Aufkleber für Portkennzeichnung / Label for Port marking

