

19" Modular Patch Panel MPP16-HS K Cat.6_A


Montageanleitung / Assembly Instructions



1

Lieferumfang / Scope of delivery
J02022A0050

i Hinweis für Montage und Benutzung / Note for Installation and Use
Anschlussdosen und Patch Panels entsprechen den Normen EN 50173-1 und IEC 60603-7-51.
Outlets and Patch Panels fulfill the specifications EN 50173-1 and IEC 60603-7-51.



3

min. 60 mm

W-G / G
W-O / O
W-BL / BL
W-BR / BR

20 mm

Paarabschirmung nicht entfernen
do not remove the pair screen

Adernpaare vorsortieren / presort pairs

4a

Paarabschirmung auf Maß entfernen
remove the pair screen according to size

A	B
W-G / G	W-O / O
W-O / O	W-G / G
W-BL / BL	W-BL / BL
W-BR / BR	W-BR / BR

4b


Alternativ / alternatively

Paarabschirmung auf Maß entfernen / remove the pair screen according to size

5

LSA-Plus Werkzeug / LSA Plus tool
N01002A0001

G	O
W-G	W-O
O	G
W-O	W-G
BL	BL
W-BL	W-BL
BR	BR
W-BR	W-BR



8

Anschlussbelegungen / PIN assignments

Anschluss / Connection		Anwendung / Application				
Farbcode / Colour code	RJ45 PIN Nr./No	10BT/100BT	1 Gigabit/10 Gigabit Ethernet	Token Ring ISDN/So	Upo/TEL	
A	B					
W-G	W-O	1	•	•		
G	O	2	•	•		
W-O	W-G	3	•	•		
BL	BL	4		•	•	
W-BL	W-BL	5		•	•	
O	G	6	•	•		
W-BR	W-BR	7		•		
BR	BR	8		•		


D B05030A0370 24.04.2010© by Telegärtner • Druckfehler und technische Änderungen vorbehalten / Printing errors and technical changes reserved

19" Modular Patch Panel MPP16-H K Cat.6A





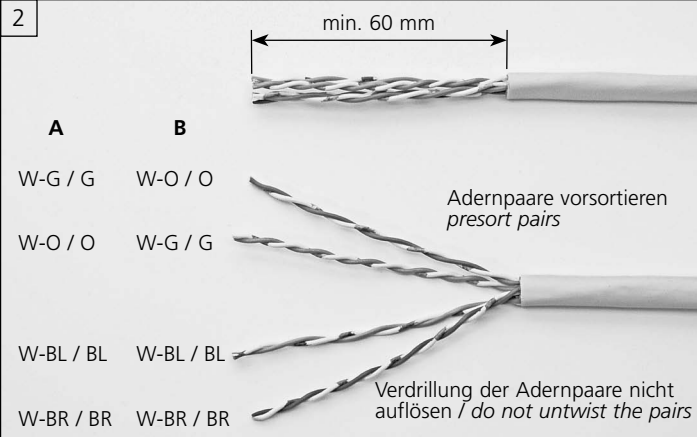
Montageanleitung / Assembly Instructions



1 Lieferumfang / Scope of delivery
 J02022A0051 lichtgrau / light grey
 J02022S0051 schwarz / black



i Hinweis für Montage und Benutzung / Note for Installation and Use
 Anschlussdosen und Patch Panels entsprechen den Normen EN 50173-1 und IEC 60603-7-41.
 Outlets and Patch Panels fulfill the specifications EN 50173-1 and IEC 60603-7-41.



7

Anschlussbelegungen / PIN assignments

Anschluss / Connection		Anwendung / Application				
Farbcode / Colour code T568		RJ45 PIN Nr./No	10BT/ 100BT	1 Gigabit/ 10 Gigabit Ethernet	Token Ring ISDN/So	Upo/ TEL
A	B					
W-G	W-O	1	•	•		
G	O	2	•	•		
W-O	W-G	3	•	•	•	
BL	BL	4		•	•	•
W-BL	W-BL	5		•	•	•
O	G	6	•	•	•	
W-BR	W-BR	7		•		
BR	BR	8		•		

D B05030A0370 24.04.2010© by Telegärtner • Druckfehler und technische Änderungen vorbehalten / Printing errors and technical changes reserved