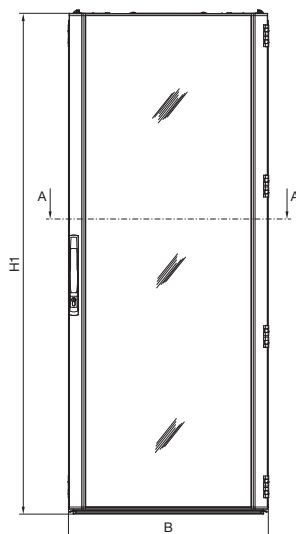


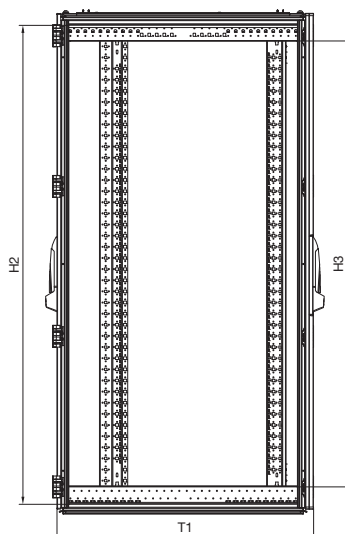
Netværks-/serverskabe TS IT

Med glaslåge til rackklimastyring

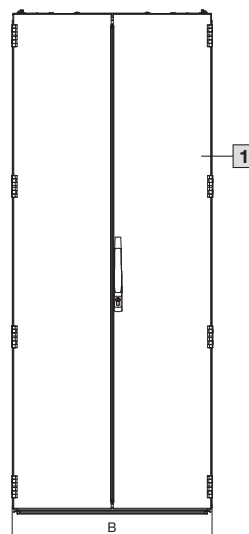
Set forfra



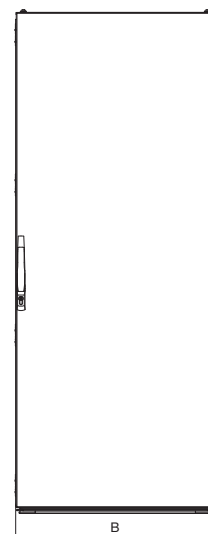
Set fra siden



Set bagfra



Set bagfra, IP 55

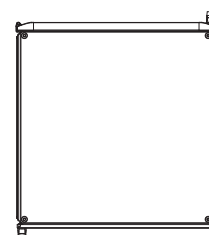
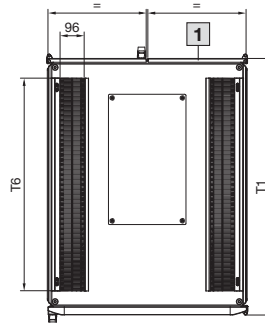
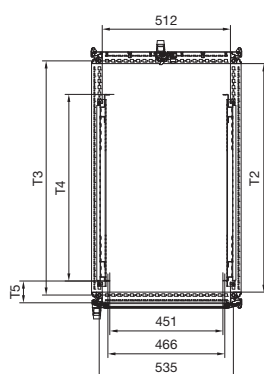
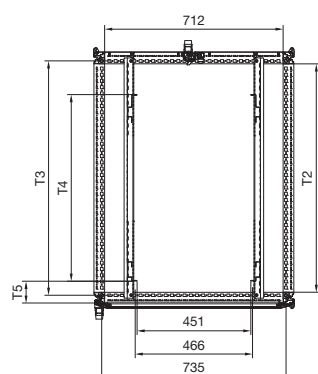


Sektion A – A, bredde 800 mm

Sektion A – A, bredde 600 mm

Set ovenfra

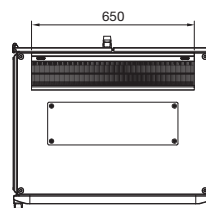
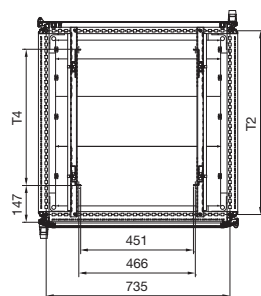
Set ovenfra, IP 55



Sektion A – A, IP 55

Set ovenfra, dybde 600 mm

1 Ved højde 1200 mm udelte låge



Best.nr. DK		HE	Breddemål mm	Højdemål mm			Dybdemål mm					
	IP 55		B	H1	H2	H3	T1	T2	T3	T4	T5	T6
5503.120	-	24	797	1198,5	1112	974	824	712	735	545	147	650
5504.120	-	24	797	1198,5	1112	974	1024	912	935	745	87	850
5505.120	-	38	797	1798,5	1712	1574	824	712	735	545	147	650
5506.120	-	42	797	1998,5	1912	1774	624	512	535	445	87	650
5507.120	5507.130	42	797	1998,5	1912	1774	824	712	735	545	147	650
5508.120	-	42	597	1998,5	1912	1774	1024	912	935	745	87	850
5509.120	5509.130	42	797	1998,5	1912	1774	1024	912	935	745	87	850
5510.120	-	42	597	1998,5	1912	1774	1224	912	935	745	147	1050
5511.120	-	42	797	1998,5	1912	1774	1224	1112	1135	745	87	1050
5512.120	-	47	797	2198,5	2112	1974	824	712	735	545	147	650
-	5514.130	47	797	2198,5	2112	1974	1024	912	935	745	147	850

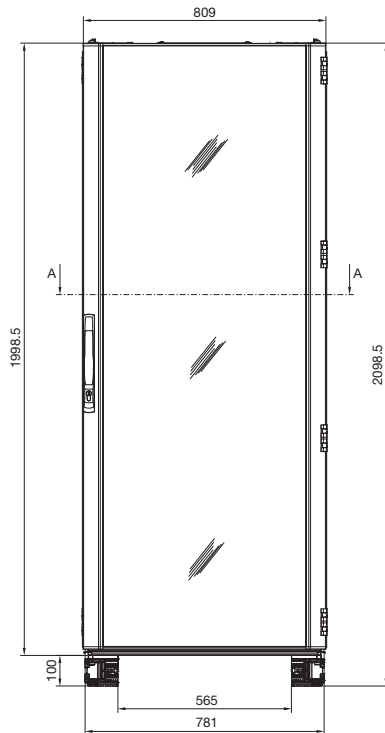
Skabe

IT-skabssystemer

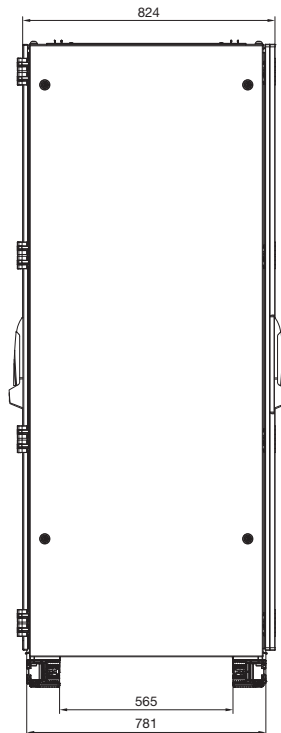
Netværks-/serverskabe TS IT

Med glaslåge til rackklimastyring, formonteret

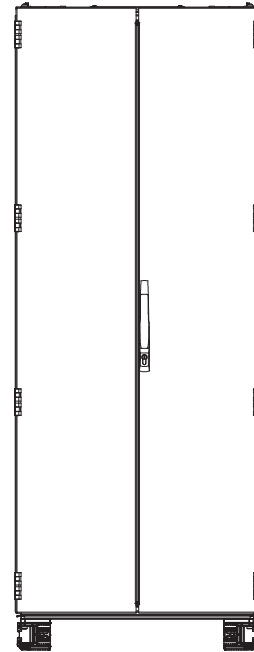
Set forfra



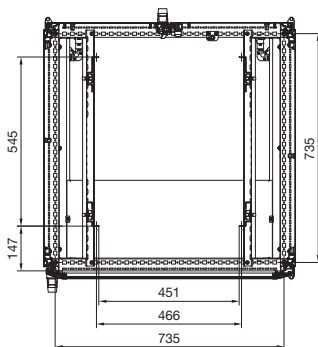
Set fra siden



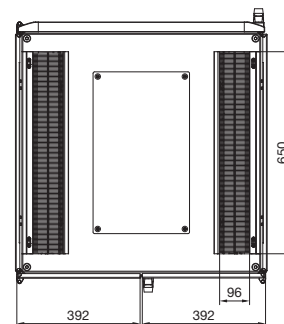
Set bagfra



Sektion A - A



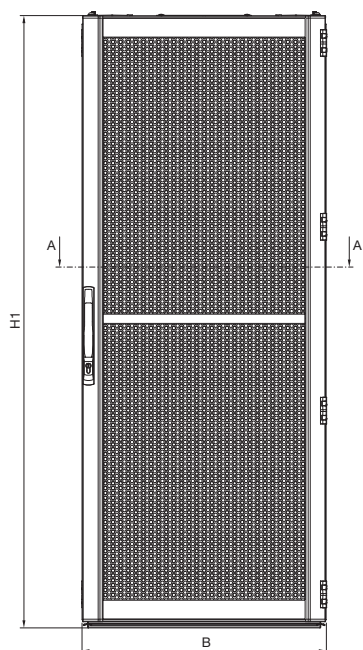
Set ovenfra



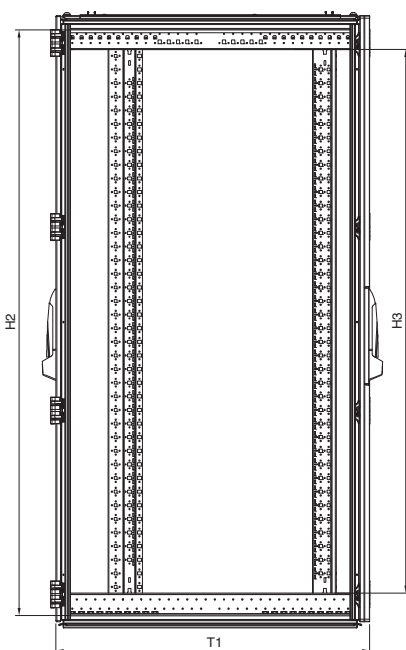
Netværks-/serverskabe TS IT

Med ventileret låge til rumklimastyring

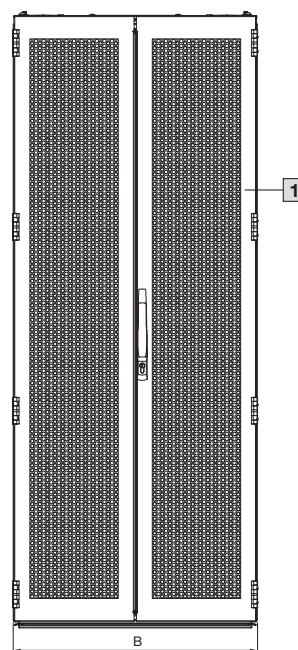
Set forfra



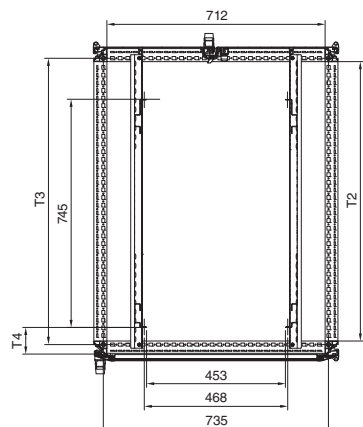
Set fra siden



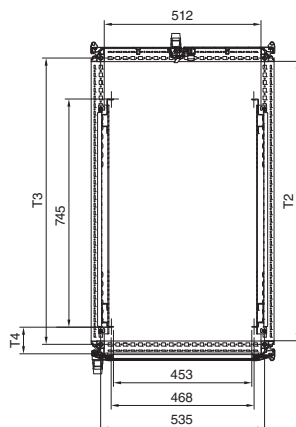
Set bagfra



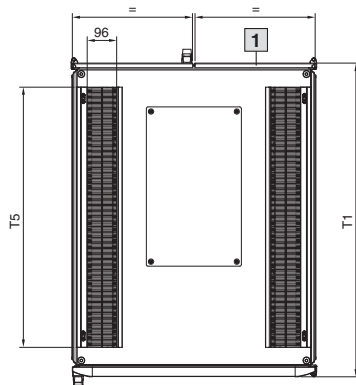
Sektion A – A
bredde 800 mm



Sektion A – A
bredde 600 mm



Set ovenfra



1 Ved højde 1200 mm udelte låge

Best.nr. DK	HE	Breddemål mm	Højdemål mm			Dybdemål mm				
			B	H1	H2	H3	T1	T2	T3	T4
5504.110	24	797	1198,5	1112	974	1024	912	935	87	850
5508.110	42	597	1998,5	1912	1774	1024	912	935	87	850
5509.110	42	797	1998,5	1912	1774	1024	912	935	87	850
5510.110	42	597	1998,5	1912	1774	1224	1112	1135	147	1050
5511.110	42	797	1998,5	1912	1774	1224	1112	1135	147	1050
5513.110	47	597	2198,5	2112	1974	1024	912	935	87	850
5514.110	47	797	2198,5	2112	1974	1024	912	935	87	850
5515.110	47	597	2198,5	2112	1974	1224	1112	1135	147	1050
5516.110	47	797	2198,5	2112	1974	1224	1112	1135	147	1050