

Rittal – The System.

Faster – better – everywhere.



Anschlussadapter 800 A/1400 A

Connection adaptor 800 A/1400 A

Adaptateur de raccordement 800 A/1400 A

SV 9677.900

SV 9677.905

Montageanleitung
Assembly instructions
Notice de montage

ENCLOSURES

POWER DISTRIBUTION

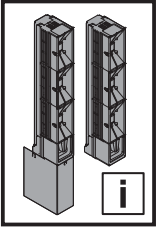
CLIMATE CONTROL

IT INFRASTRUCTURE

SOFTWARE & SERVICES

FRIEDHELM LOH GROUP





Inhaltsverzeichnis/Contents/Sommaire

DE

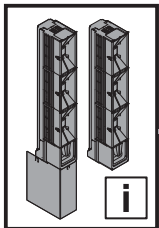
Technische Daten
Hinweise zur Dokumentation
Sicherheitshinweise
Schienensystem
Montage SV 9677.900/.905
Anschlüsse SV 9677.900
Anschlüsse SV 9677.905
Anschluss oben
Plombieren
Zubehör – Stromwandler

EN

2 Technical data
3 Notes on documentation
3 Safety notes
4 Busbar system
5 Assembly SV 9677.900/.905
6 Connections SV 9677.900
7 Connections SV 9677.905
7 Connections top
8 Sealing
8 Accessories – Current transformer

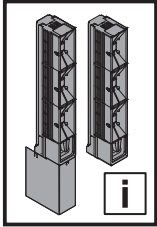
FR

2 Caractéristiques techniques
3 Remarques relatives
à la documentation
3 Consignes de sécurité
4 Jeux de barres
5 Montage SV 9677.900/.905
7 Raccordements SV 9677.900
7 Raccordements SV 9677.905
7 Raccordement par le haut
8 Cadenassage
8 Accessoires – Transformateurs



Technische Daten/Technical specifications/Caractéristiques techniques

Best.-Nr. Model No. Référence	SV 9677.900	SV 9677.905
Bemessungsbetriebsstrom max. A Rated operating current max. A Courant nominal max. A	800	1400
Bemessungsbetriebsspannung V, ~ Rated operating voltage V, ~ Tension nominale V, ~	690, 3~	690, 3~
Polzahl Number of poles Nombre de pôles	3-polig 3-pole 3 pôles	3-polig 3-pole 3 pôles
Montageart Installation type Type de montage	Schraubbefestigung Screw attachment Fixation par vis	Schraubbefestigung Screw attachment Fixation par vis
Leitungsabgang Cable outlet Départ de ligne	oben/unten top/bottom en haut/en bas	oben/unten top/bottom en haut/en bas
Für Schienensysteme mit Mittenabstand mm For bar systems with centre-to-centre spacing mm Pour jeux de barres avec entraxe mm	185	185
Für Schienenstärke mm For bar thickness mm Pour épaisseur de barre mm	10	10
Lagerungstemperatur Storage temperature Plage de température de stockage	-20°C...+80°C	-20°C...+80°C



Hinweise zur Dokumentation/Notes on documentation/ Remarques relatives à la documentation

DE

Die **Montageanleitung** richtet sich an alle Personen, die über eine entsprechende Fachausbildung verfügen, um Schaltschränke normgerecht mit elektrischen, elektronischen, mechanischen und pneumatischen Betriebsmitteln auszurüsten bzw. zu montieren und betriebsfertig anzuschließen.

Die **Bedienungsanleitung** richtet sich an das Bedienpersonal und entsprechend ausgebildete Fachkräfte für elektronische und mechanische Instandhaltung.

CE-Kennzeichnung

Die Konformitätserklärung steht als Download auf der Homepage von Rittal zur Verfügung.

EN

The **assembly instructions** are aimed at personnel who have completed corresponding technical training and are thus qualified to set up enclosures with electrical, electronic, mechanical and pneumatic equipment in accordance with applicable standards and to erect, assemble and connect such enclosures at the place of use.

The **operating instructions** are aimed at operating personnel and correspondingly trained specialists for electrical and mechanical maintenance.

CE label

The declaration of conformity is provided for download on the Rittal website.

FR

La **notice de montage** s'adresse à toutes les personnes qui possèdent la formation technique suffisante pour le montage, l'installation sur site et le raccordement d'armoires électriques selon les normes électriques, électroniques, mécaniques et pneumatiques en vigueur.

La **notice d'utilisation** s'adresse aux opérateurs et aux spécialistes formés pour la maintenance électrotechnique

Certification CE

La déclaration de conformité peut être téléchargée depuis le site Internet de Rittal.

DE

Verwendete Symbole

Beachten Sie folgende Sicherheits- und sonstige Hinweise in der Anleitung:

Symbol für eine Handlungsanweisung:

- Der Blickfangpunkt zeigt an, dass Sie eine Handlung durchführen sollen.

Sicherheits- und andere Hinweise:



Gefahr!
Unmittelbare Gefahr für Leib und Leben.



Achtung!
Mögliche Gefahr für Produkt und Umwelt.



Beachten!

EN

Symbols used

Observe the following safety and other notes in the instructions:

Symbol identifying required actions:

- The bullet point indicates an action to be performed.

Safety and other notes:



Danger!
Immediate danger to life and limb.



Caution!
Potential threat to the product and its environment.



Note!

FR

Symboles utilisés

Tenir compte des consignes de sécurité et autres directives contenues dans cette notice :

Symbole indiquant une action à effectuer :

- Le pictogramme en caractère gras indique que vous devez exécuter une action.

Consignes de sécurité et autres directives :



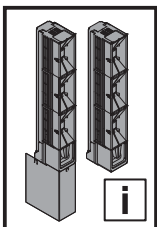
Danger !
Risque de blessure grave, voire mortelle.



Attention !
Danger éventuel pour le produit et l'environnement.



Attention !



Sicherheitshinweise/Safety notes/Consignes de sécurité

DE



Vor Installation- oder Servicearbeiten Stromversorgung unterbrechen, um Unfälle zu vermeiden. Die Geräte müssen in einem passenden Gehäuse eingebaut und gegen Verschmutzung geschützt werden. Inbetriebsetzung und Wartung nur durch Fachpersonal!

EN

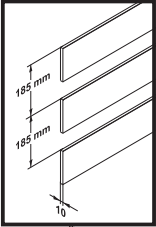


To prevent electric shock, disconnect from power source before installing or servicing. Install in suitable enclosure. Keep free from contaminants. To be commissioned and maintained only by qualified personnel!

FR

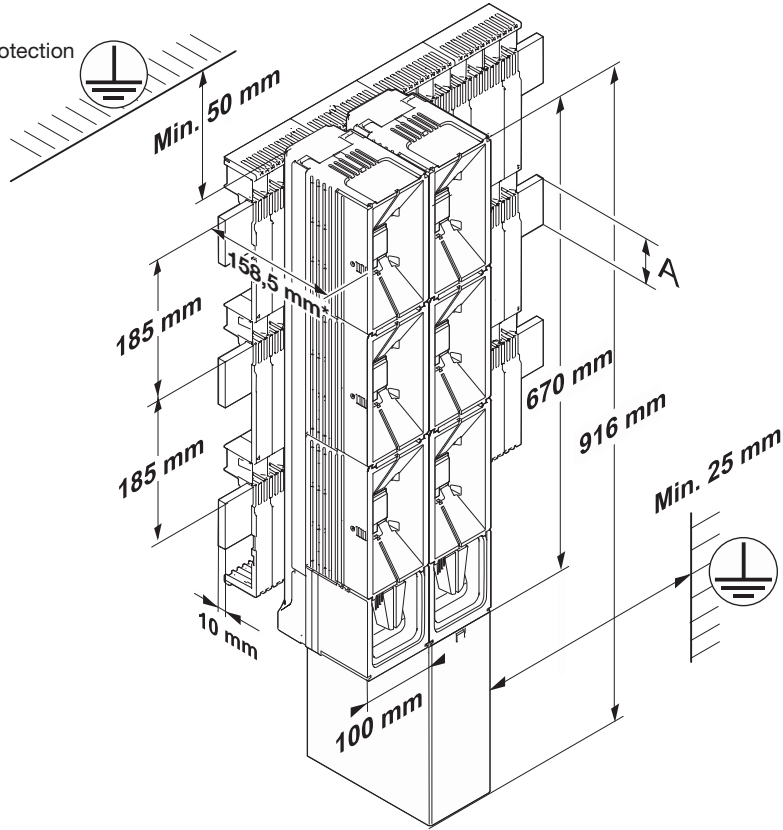


Avant le montage et la mise en service, couper l'alimentation secteur afin d'éviter tout accident. Prevoir une mise en coffret ou armoire appropriée, protéger le produit contre les environnements agressifs. Mise en service et entretien : seulement par du personnel spécialisé !



Schienensystem/Busbar system/Jeux de barres

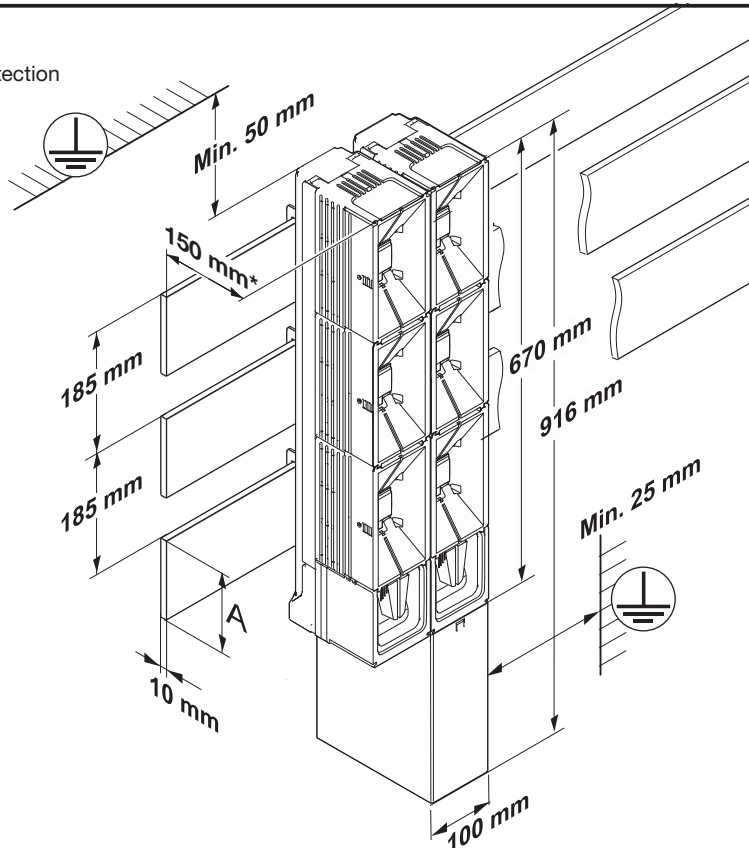
1.1 Mit Abdeckprofil
With cover section
Avec couvercle de protection



A mm
30
40
60
80
100
120

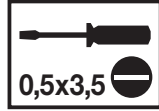
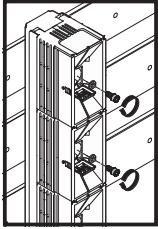
* 2.3 V1

1.1 Ohne Abdeckprofil
Without cover section
Sans couvercle de protection

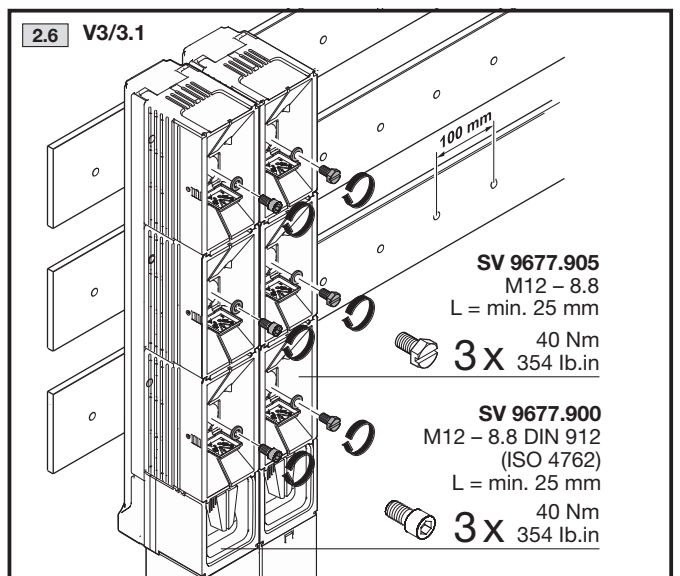
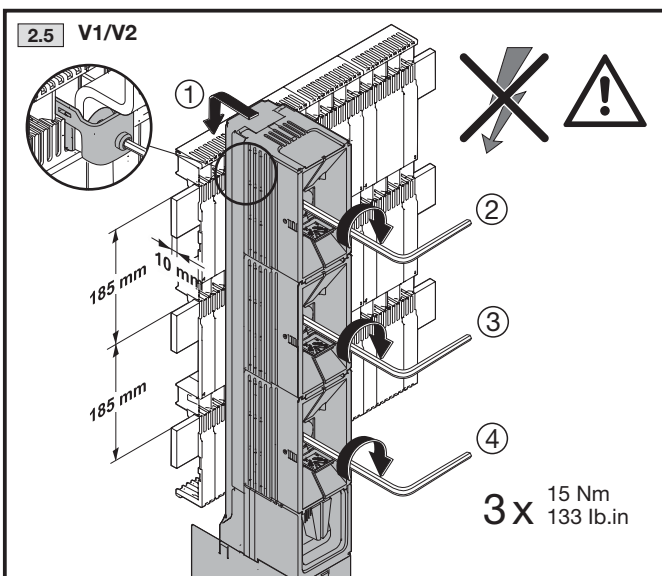
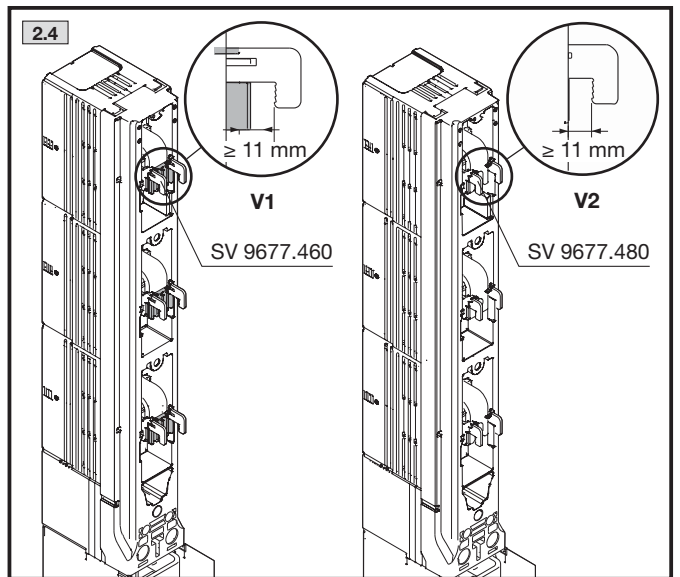
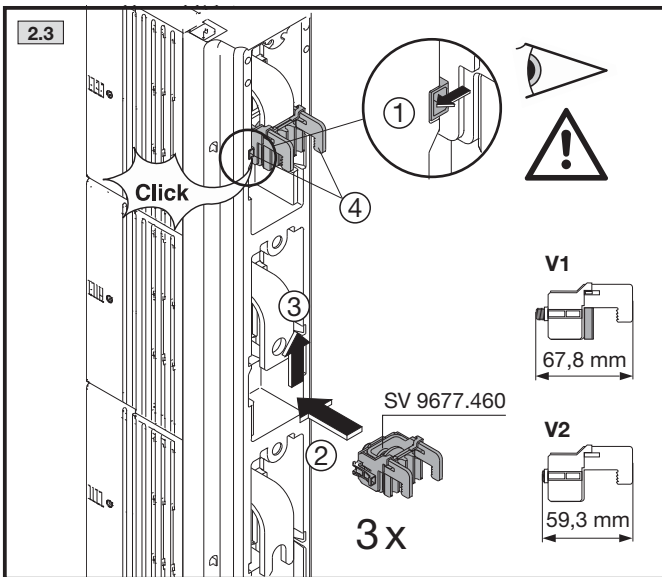
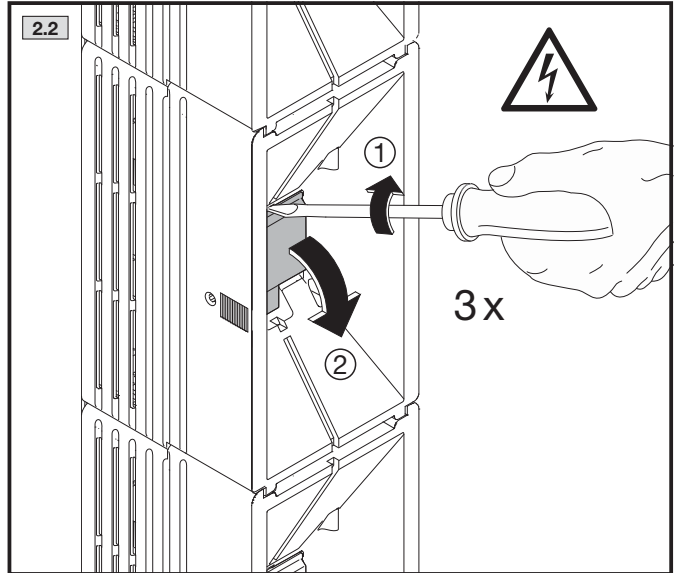
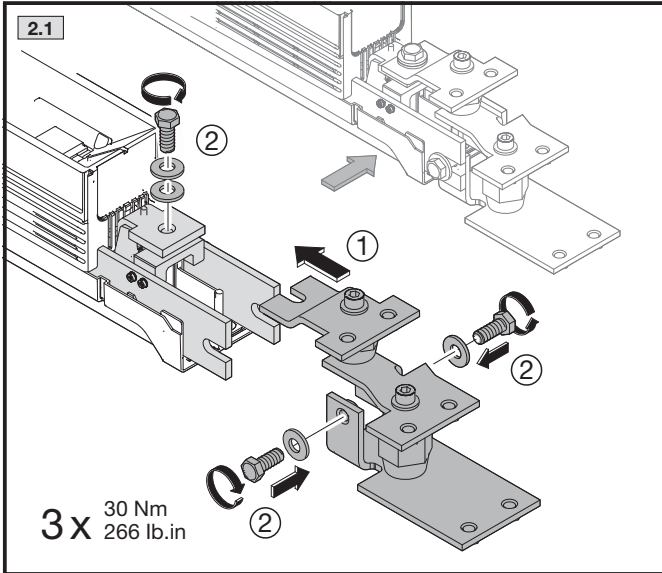


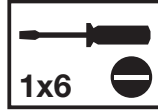
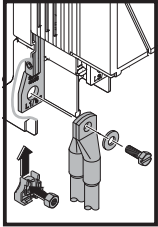
A mm
30
40
60
80
100
120

* 2.3 V2

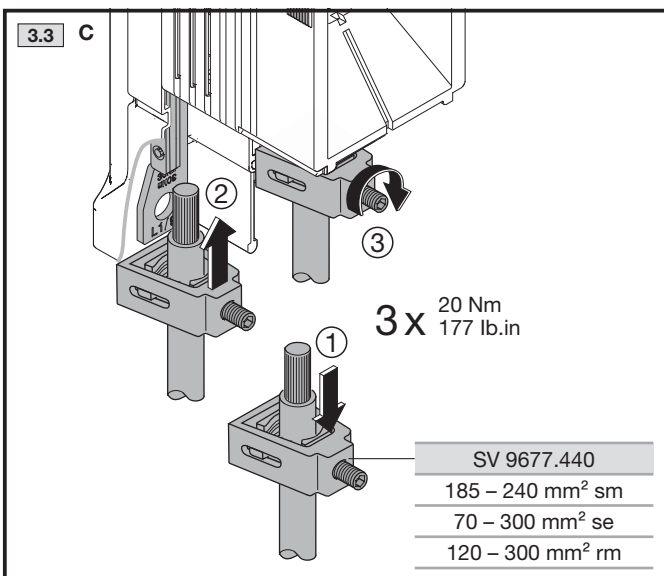
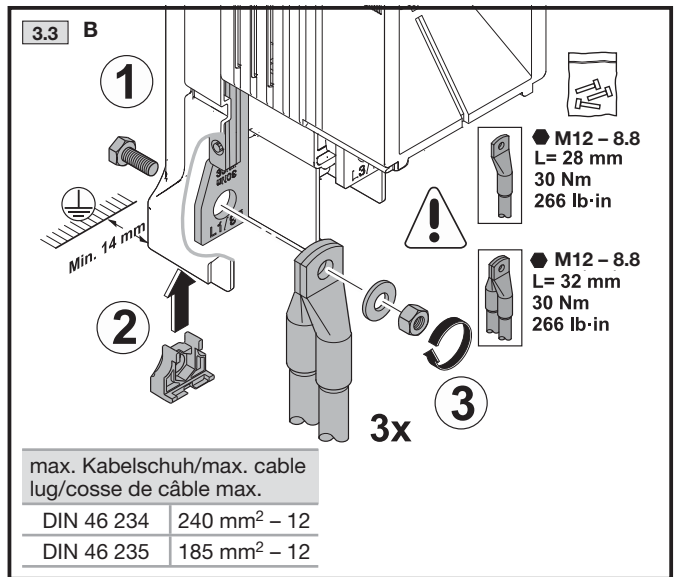
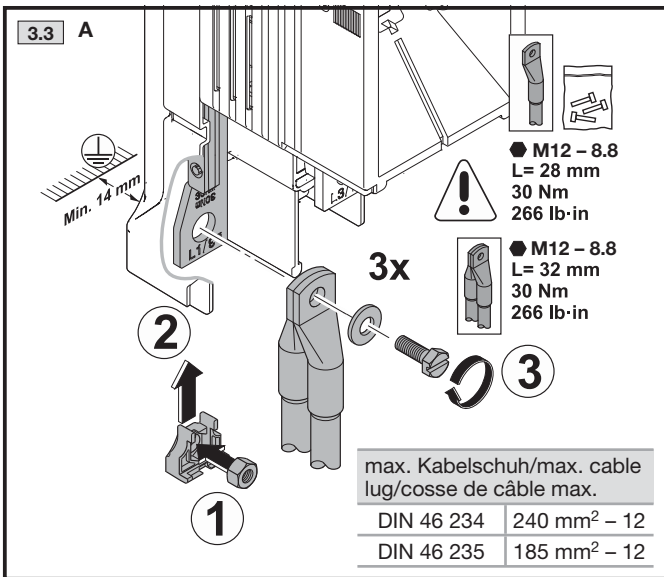
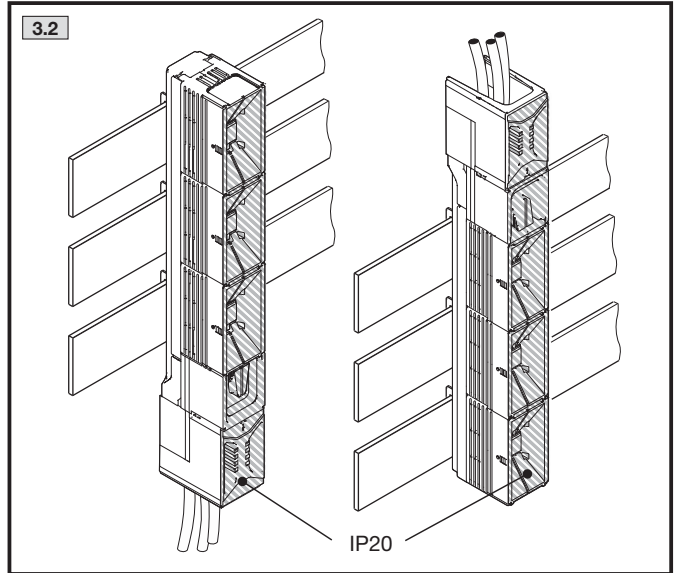
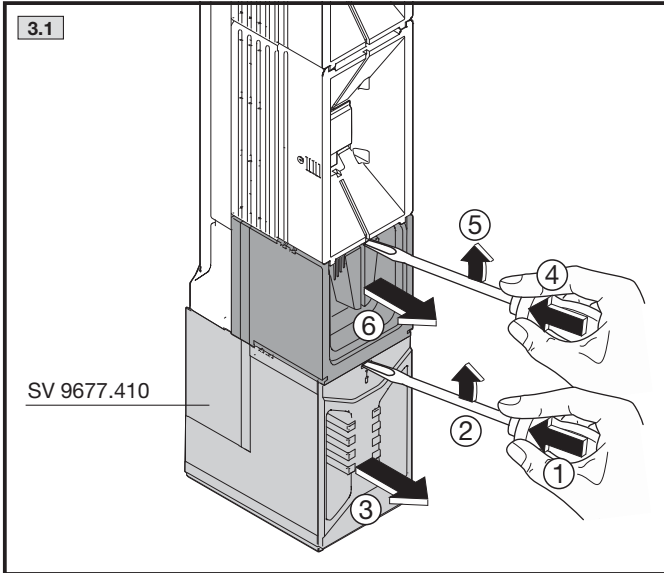



Montage/Assembly/Montage SV 9677.900/.905



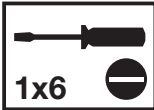


**Anschlüsse/Connections/
Raccordements SV 9677.900**



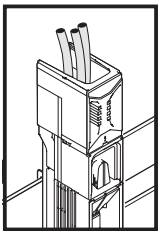
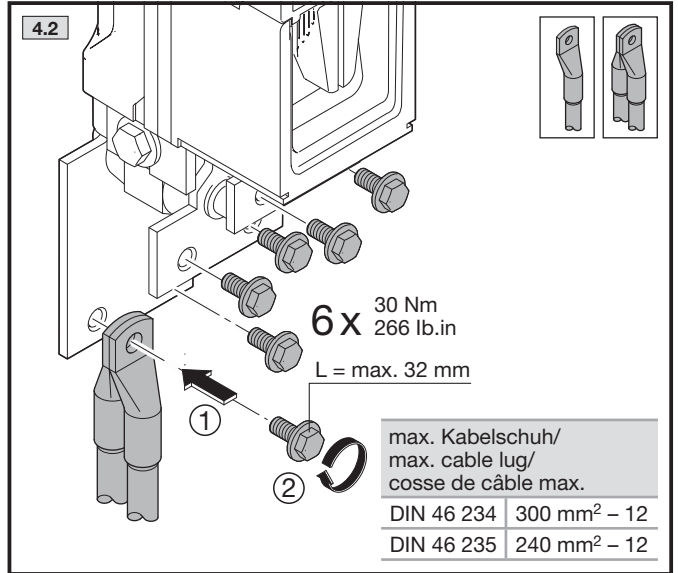
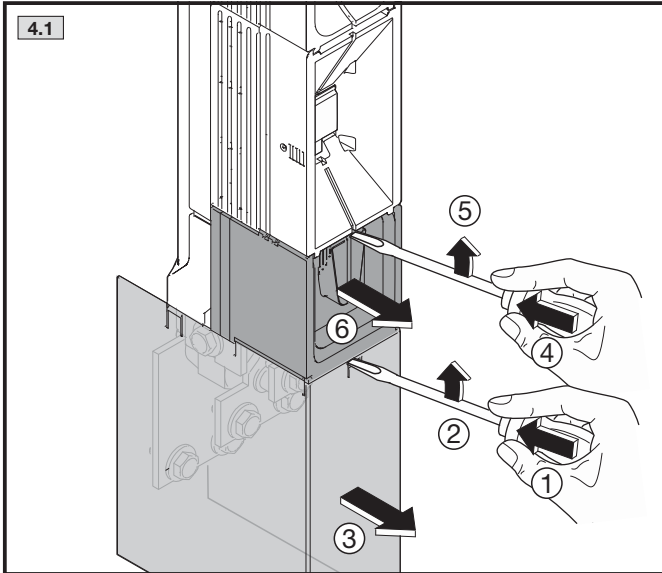


SW18



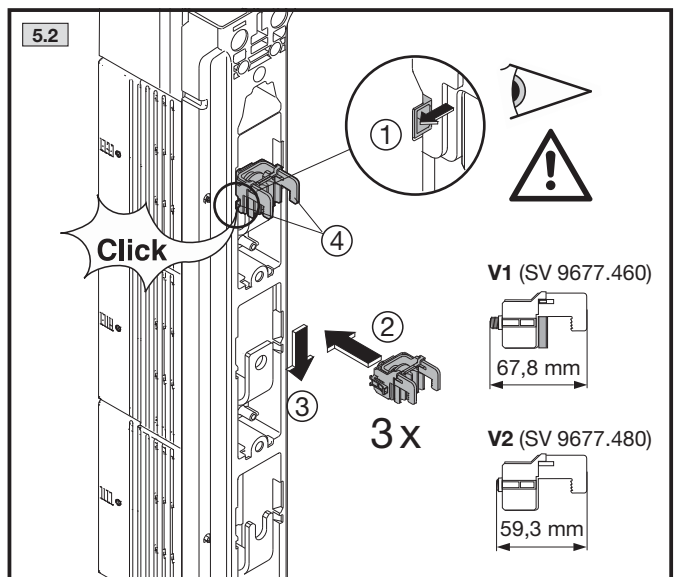
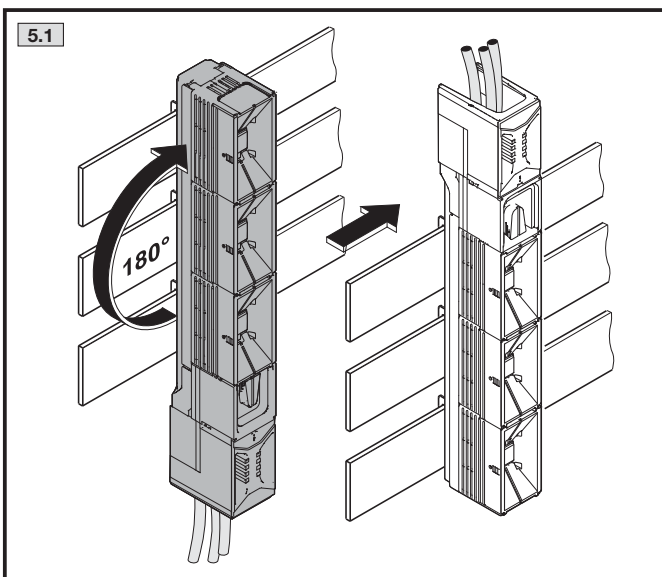
DE EN FR

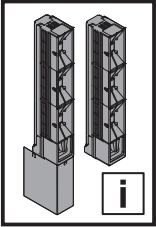
Anschlüsse/Connections/Raccordements SV 9677.905



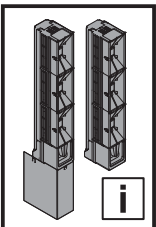
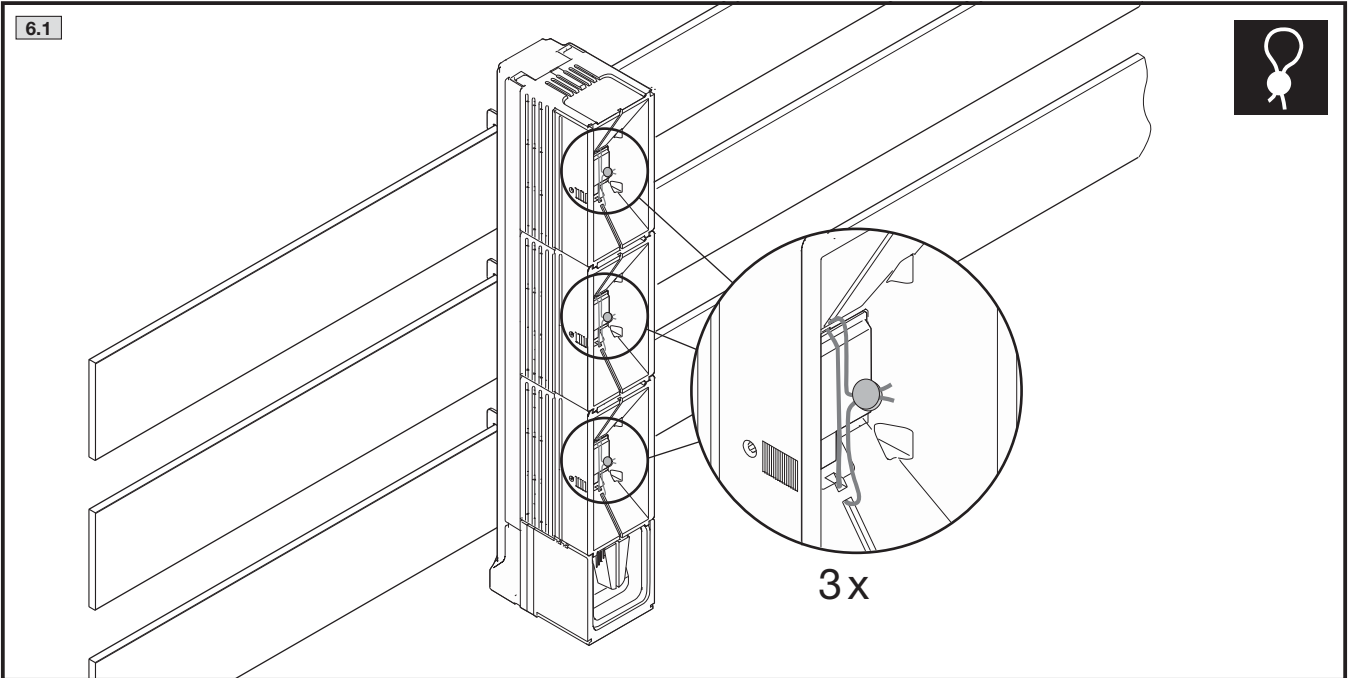
DE EN FR

Anschluss oben/Connections top/Raccordement par le haut
SV 9677.900/ .905





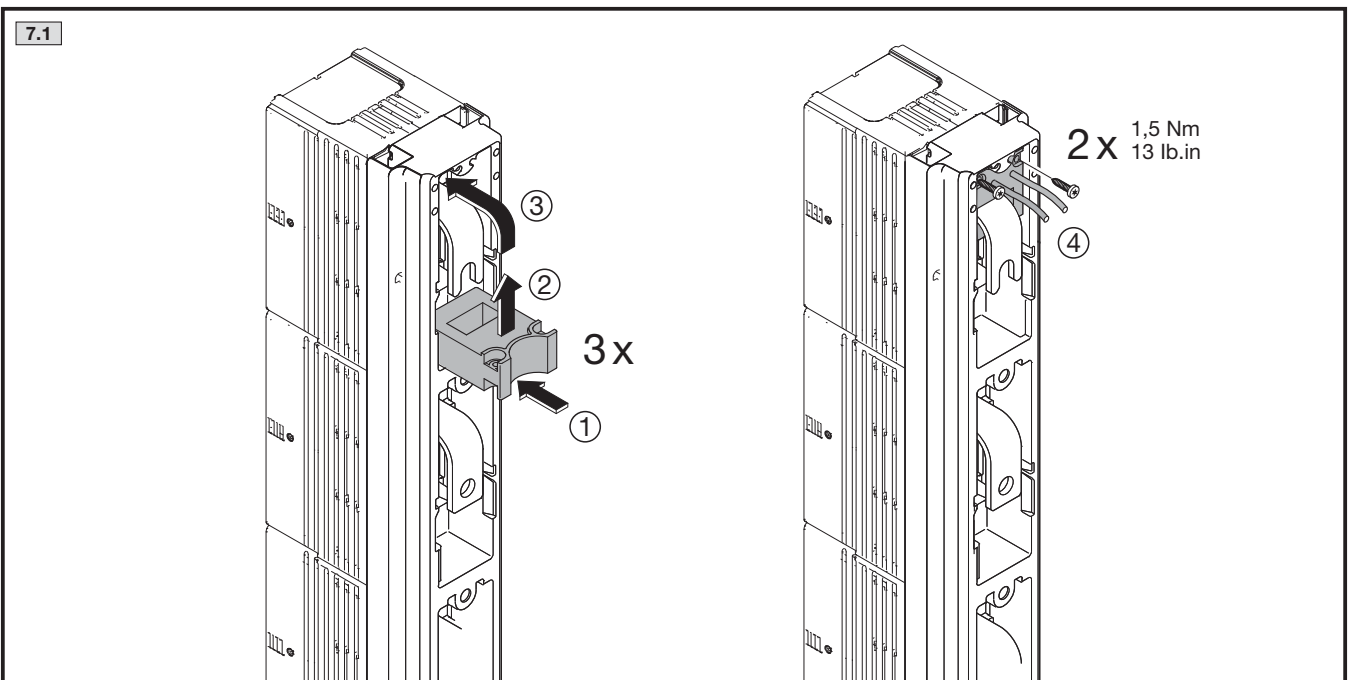
Plombieren/Sealing/Cadenassage



TX20




Zubehör – Stromwandler Accessories – Current transformer Accessoires – Transformateurs




Notizen/Notes

A large grid of graph paper for taking notes. The grid consists of 25 columns and 40 rows of small squares, providing a structured area for writing down information.

Notizen/Notes



Notizen/Notes



Rittal – The System.

Faster – better – everywhere.

- Enclosures
- Power Distribution
- Climate Control
- IT Infrastructure
- Software & Services

02.2017/D-0000-00000533REV/01

You can find the contact details of all Rittal companies throughout the world here.



www.rittal.com/contact

ENCLOSURES

POWER DISTRIBUTION

CLIMATE CONTROL

IT INFRASTRUCTURE

SOFTWARE & SERVICES

FRIEDHELM LOH GROUP

