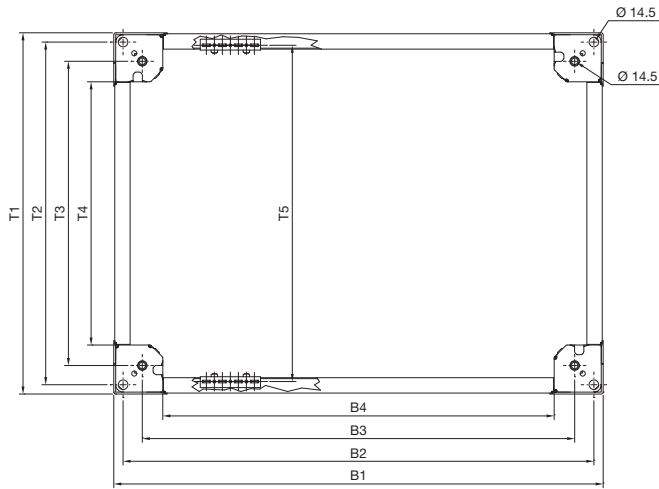


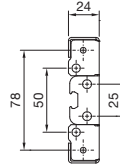
# System accessories

## Base/plinth

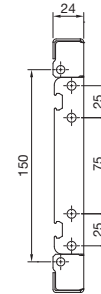
### Base/plinth system VX




View A




View B



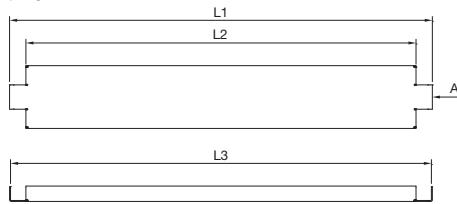
Base/plinth, 100 mm high



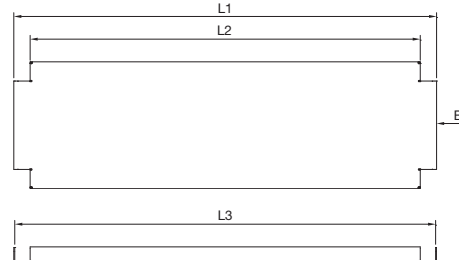
Base/plinth, 200 mm high



Base/plinth trim panels, solid, 100 mm high, front view



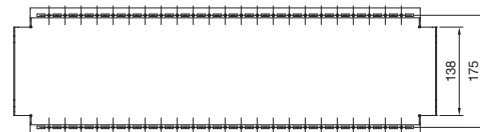
Base/plinth trim panels, solid, 200 mm high, front view



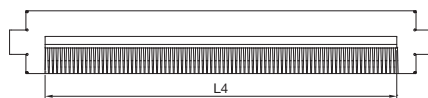
Rear view



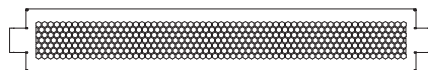
Rear view



Base/plinth trim panels with brush strip, 100 mm high, front view



Base/plinth trim panels, vented, 100 mm high, front view



For enclosure width or depth mm	Width dimensions mm				Length dimensions mm				Depth dimensions mm				
	B1	B2	B3	B4	L1	L2	L3	L4	T1	T2	T3	T4	T5 <sup>1)</sup>
300	266	235	175	111	160	109	157	-	264	235	175	111	225
400	366	335	275	211	260	209	257	-	364	335	275	211	325
500	466	435	375	311	360	309	357	-	464	435	375	311	425
600	566	535	475	411	460	409	457	349	564	535	475	411	525
800	766	735	675	611	660	609	657	549	764	735	675	611	725
850	816	785	725	661	710	659	707	-	-	-	-	-	775
1000	966	935	875	811	860	809	857	-	964	935	875	811	925
1100	1066	1035	975	911	960	909	957	-	-	-	-	-	1025
1200	1166	1135	1075	1011	1060	1009	1057	-	1164	1135	1075	1011	1125
1600	1566	1535	1475	1411	1460	1409	1457	-	-	-	-	-	1525
1800	1766	1735	1675	1611	1660	1609	1657	-	-	-	-	-	1725

<sup>1)</sup> T5 = Distance between system punchings including base/plinth installation bracket