

Filterlüfter **LV 250**

Filter Fan



Technische Daten / Technical data:				
Type:	LV 250			
Spannung Voltage	230 V 50/60Hz	115 V 50/60Hz	24 V DC	48V DC
Stromaufnahme Amperage	0,11 A	0,23 A	0,17 A	0,075 A
Leistung Power input	20 W		4,1 W	3,5 W
Drehzahl Speed	2650/3100 min ⁻¹		3050 min ⁻¹	
Temperaturbereich Temperature range	-10...+55°C		-20...+65°C	
Lebensdauer Service life	27.500 h		50.000 h	
Schallpegel Noise level	42 dB (A)		42 dB (A)	
Zulassung Approval	UL (IP 54), CE			
Farben colours	RAL 7035 (Standard), RAL 7032, RAL 9011			
Schutzart Degree of protection	IP 54 mit Filtermatte G3 IP 54 with Filter mat G3			
	IP 55 mit Z-Line Filter (F5) und Streckmetall, UV-beständiges Frontgitter IP 55 with Z-Line Filter (F5) and expanded metal, UV-resistant front grille			
Luftfördermenge / Air flow: (m³/h)				
Filtermatte Filter mat	G3 50 Hz	G3 60 Hz	Z-Line-Filter 50 Hz	Z-Line-Filter 60 Hz
Luftleistung freiblasend Air flow free air	63	66	58	61
mit Austrittsfilter GV 250 with exhaust filter	42	44	38	40
mit 2 x GV 250 with 2 exhaust filter	49	51	45	47

Zubehör / **Accessories:**

Austrittsfilter / **Exhaust filter**

Dichtung / **gasket**

Ersatzfiltermatte / **Replacement filter mat**

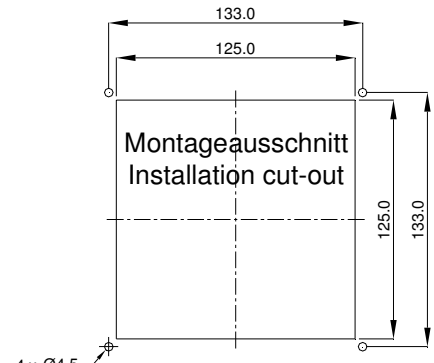
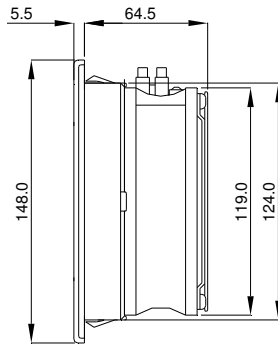
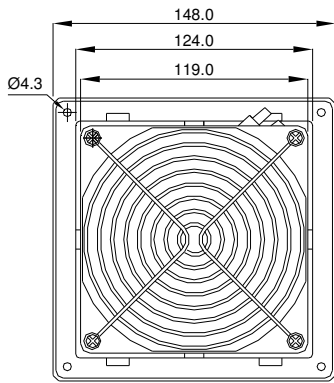
Thermostate / **Thermostats**

GV 250

D 250

AM 0135P, AM 01P, ZF 250

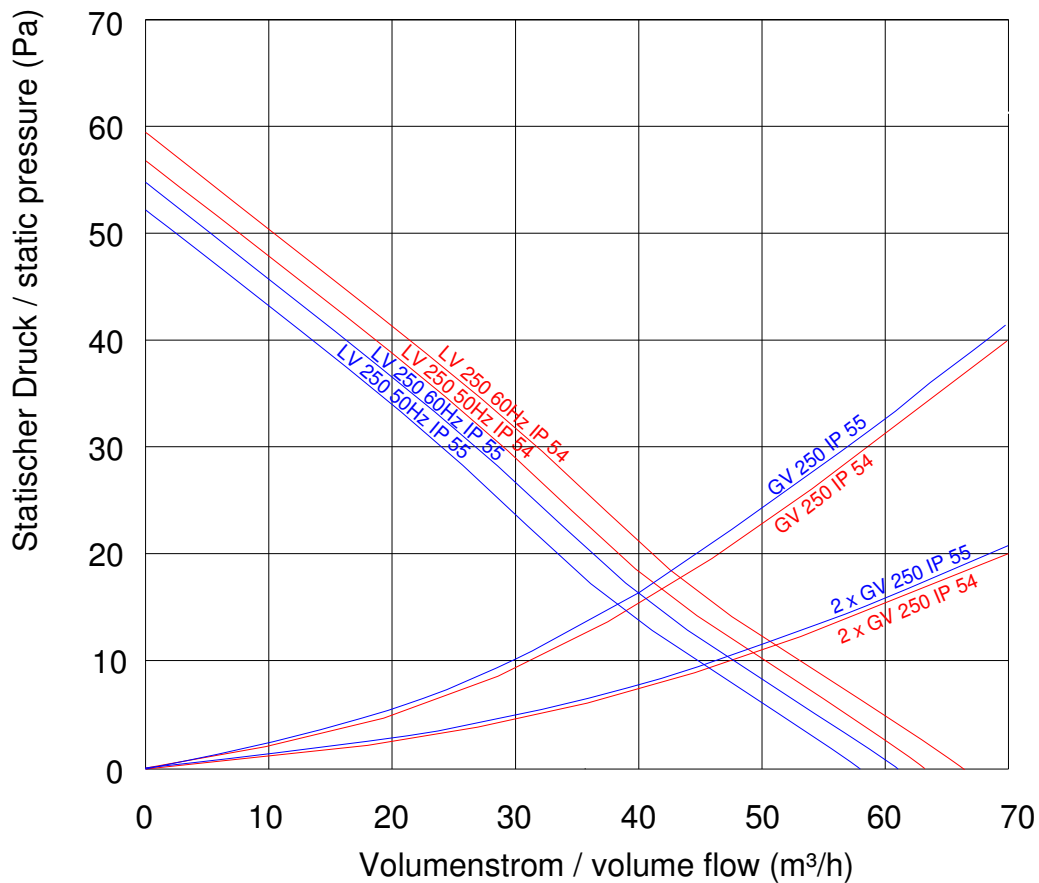
TRS 60, TRW 60, TWR 60, TKW 60



Bohrungen nur bei Schraubbefestigung

Drill-holes are only necessary if fan is to be fastened with screws

Leistungsdiagramm
Performance diagram



Rev. 03/12

