THORN



8 TEST E3

Manual Start/ Manueller Start

Function Test : Monthly, 1 min

Duration Test : Annually, 3H

9 TEST E3T

Function test / Funktionstest : Every 7 days

Duration test / Dauertest : Annually

LED Status	Green LED	Yellow LED	Red LED
LED ON	System OK Alles OK	Inhibition mode activ Fernausschaltung aktiv	Battery disconnected or failure Batterie abgeklemmt oder Fehler
1s 1s	Operation durance after charging Betriebsdauertest nach Ladung	Duration test Dauertest	Battery capacity too low Akkukapazität zu gering
0.5 sec	Function test after charging Funktionstest nach Ladung	Function test Funktionstest	Battery disconnected Batterie abgeklemmt
LED OFF	Emergency operation Notbetrieb		

10 TEST E3D

Function test/ Funktionstest : Every 7 days

Duration Test/ Dauertest : Annually

Green LED/ Grün Led	Status	Red LED/ Rote LED	Status
	System OK Alles OK		Led Module Failure Ledmodulfehler
1s 1s	Duration Test Dauertest	1s 1s	Battery disconnected Batterie abgeklemmt
0.1 sec	Function Test Funktionstest	0.1 sec	Battery failure Batteriefehler
0.1 sec 1 sec	Inhibit Mode (E3D) (Switching into DALI Inhibit Mode via controller)	Green Led and Red Led On 1 sec 10 sec	Address Identification Mode (E3D)
Green Led and Red Led OFF	Emergency Mode or after Rest Mode (E3D) or no mains & no battery power		

Battery Exchange

11 If the backup does not extend to the declared duration, the battery has to be replaced.

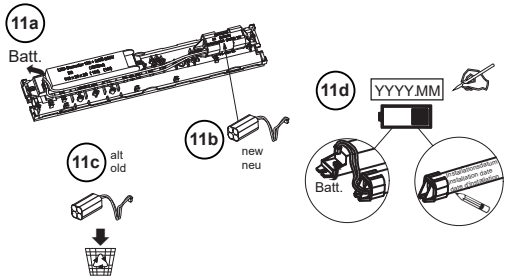

E3
E3T
E3D
Ersatzteil Akku:
Voyager One ACCU 3h
(59010596)

11e

EN **Instructions for installation and operation!**
The installation and commissioning of the luminaire as well as any modification to the luminaire may only be performed by authorized personnel (qualified electrician). National installation regulations must be observed. Before any work on the appliance is done, it must be disconnected from mains.
Hot plug-in is not an option and may cause damage to the lamp or luminaire!
The manufacturer is not liable for damages resulting from improper or faulty installation or operation or from unauthorized modifications to the luminaire.
Caution, risk of electric shock! Specifications are subject to change without notice!
If you have questions, please contact the manufacturer.

DE **Hinweise für die Montage und den Betrieb!**
Die Montage und Inbetriebnahme der Leuchte sowie jede Veränderung an der Leuchte darf nur von autorisierten Fachkräften (qualifizierter Elektriker) durchgeführt werden. Die nationalen Errichterbestimmungen sind zu beachten. Vor jeder Arbeit an der Leuchte ist diese vom Netz zu trennen.
Hot Plug-in ist nicht möglich und kann zu Schäden an der Leuchte führen!
Der Hersteller haftet nicht für Schäden, die aus fehlerhafter Montage, unsachgemäßem Betrieb oder unautorisierten Veränderungen an der Leuchte resultieren.
Vorsicht, Gefahr eines elektrischen Schlags.
Technische Änderungen vorbehalten! Bei Fragen wenden Sie sich an den Hersteller.

i

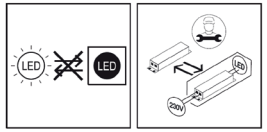

MAN THORN VB2 2422

23m 30m | IP65 | IK03 | t_a 0-40°C | 0.75-2.5 mm² | LED

NAME	SPECIFICATIONS/ SPEZIFIKATIONEN
VOYAGER ONE ANT E3 WH	3H, Manual test
VOYAGER ONE ANT E3T WH	3H, Auto test
VOYAGER ONE ANT E3D WH	3H, DALI
VOYAGER ONE ANT ECC WH	Central, basic
VOYAGER ONE ANT ECS WH	Central, SET009
VOYAGER ONE ANT HP ECC WH	Central, basic, high performance
VOYAGER ONE ANT HP ECS WH	Central, SET009, high performance
VOYAGER ONE ANT ECD WH	Central, DALI
VOYAGER ONE ANT ECP WH	Central, powerline 230V
VOYAGER ONE ANT ELP WH	Central, powerline 48VDC

EN **Mounting instructions**
Important notices. Please, read first! Keep the instructions safe! Specifications are subject to change without notice! If you have questions, please contact the manufacturer.

DE **Montageanleitung**
Wichtige Hinweise. Bitte zuerst lesen! Anleitung aufbewahren! Technische Änderungen vorbehalten! Bei Fragen wenden Sie sich an den Hersteller.

Stand: Oktober 2024

1

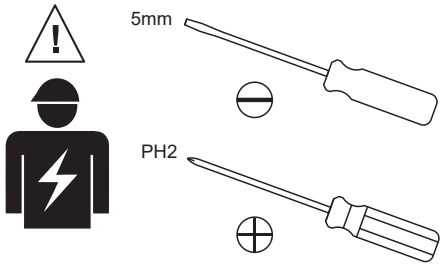

2

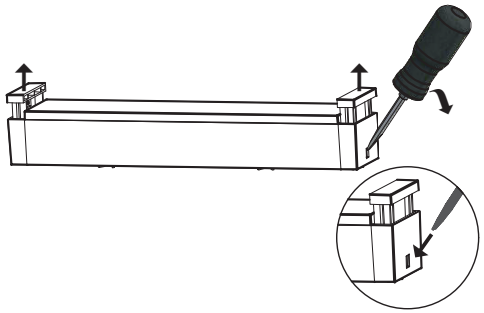

3

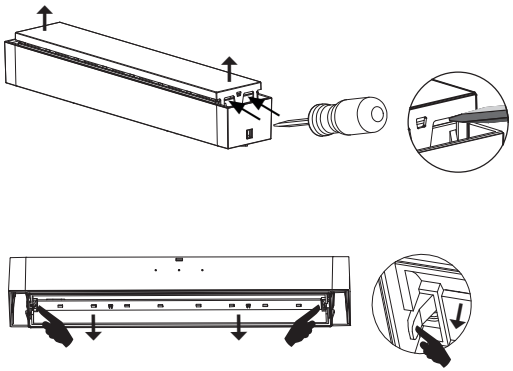

4

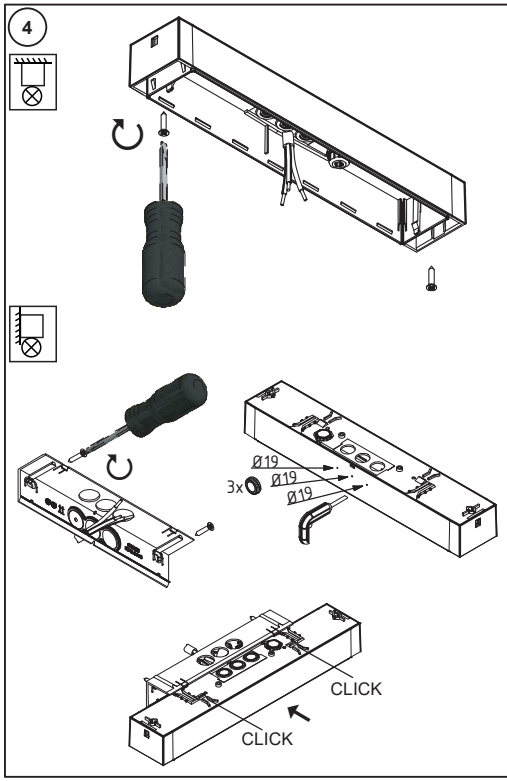

5

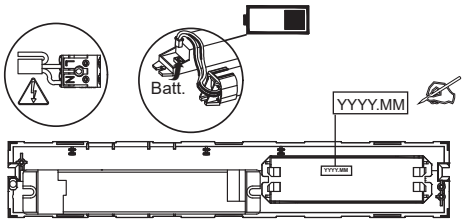

i 8-9mm 0,75 -2,5mm² Solid/ stranded wires max cable diameter Ø11

5a **E3 / E3T** 220-240V, 50/60Hz

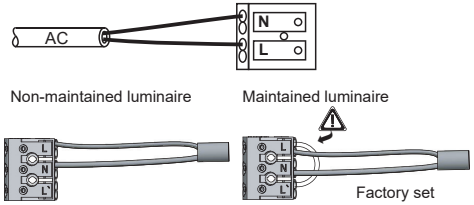

5c 220-240V 0/50/60Hz **ECC/ ECCHP**

Only Maintained

5e 220-240V 0/50/60Hz **ECD**

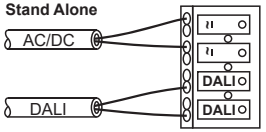

Maintained/ Non-maintained setting via DALI system

5g 48V DC **ELP**

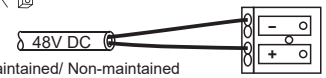

Maintained/ Non-maintained setting via nBox system (Powerline)

6b

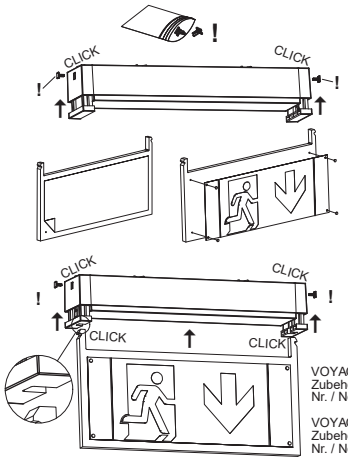

VOYAGER ONE L = 23m
Zubehör / Accessories
Nr. / No. 96631604

VOYAGER ONE L= 30m
Zubehör / Accessories
Nr. / No. 96631603

i Up to 2 x 2.5 mm² per connector pole

5b 220-240V, 50/60Hz **E3D**

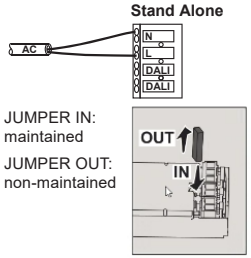

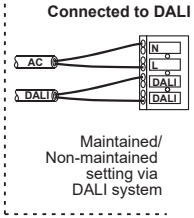

Maintained/ Non-maintained setting via DALI system

5d 220-240V 0/50/60Hz **ECS**

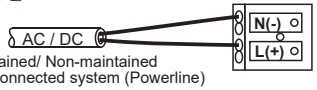

Maintained/ Non-maintained setting via connected system (Powerline)

5f 220-240V 0/50/60Hz **ECP**

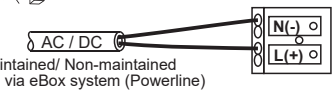

Maintained/ Non-maintained setting via eBox system (Powerline)

6a

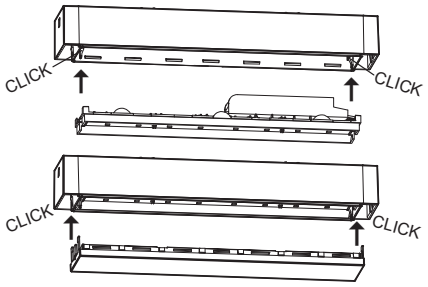

7

X Z	0 1	A B C D E F G	*** 180

Supply
X : Self-Contained Version
Z : Central Battery Version

Mode of Operation
0 : Non-maintained
1 : Maintained

Mode		
0	●	☼
1	☼	☼

Facilities
A : Including test device
B : Including rest mode
C : Including inhibit mode
D : High risk task area luminaire
E : With non-replaceable lamp or battery
F : Automatic test facility
G : Safety sign

Duration
180 : 3H
*** : CENTRAL