

8006/4-003-00 Art. No. 169492



- Can be used as a motor, main and load disconnect switch, as well as a control switch
- rated operational voltage up to 690 V AC and 220 V DC
- a variety of switching arrangements available

WebCode **8006B**



R. STAHL's 8006/4 series load and motor switches have isolating functions and AC-3 and DC-23 switching capacity. This makes them suitable for use as motor switches or main switches. They can also be used as control switches. They are available with different switching arrangements, from two-pole to 12-pole.

Technical Data

Explosion Protection

Application range (zones)	1 2
IECEX gas certificate	IECEX PTB 06.0018U
IECEX gas explosion protection	Ex db eb IIC T6 Gb
ATEX gas certificate	PTB 01 ATEX 1021 U
ATEX gas explosion protection	Ex II 2 G Ex db eb IIC T6 Gb
Certificate FMus	3044997
Certificate cFM	3044997C
Certificate cULus	20131017-E182378
Zones NEC 500	Class I, Zone 1
Zones NEC 505	Class I, Division 2
Gas Ex-type NEC 505	AEx
Certificates	ATEX (PTB), Brazil (ULB), Canada / USA (UL), Canada (FM), EAC (ENDCE), IECEX (PTB), USA (FM)

Electrical Data

Rated operational voltage DC	220 V
Rated operational voltage AC UL	600 – 600 V
Rated operational current for AC	25 A
Rated oper. current for DC	25 A
Rated operational current UL	25 A
Short-circuit strength	20 kA
Short-circuit protection max.	35 A
Tripping characteristic	gG

Ambient Conditions

Ambient temperature	-50 °C ... +70 °C
---------------------	-------------------

Mechanical Data

Degree of protection (IP)	IP00
---------------------------	------

8006/4-003-00 Art. No. 169492

Mechanical Data

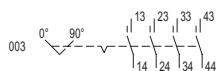
Enclosure material	Epoxy resin
Contact material	Silver stannic oxide
Connection terminals USA max.	10 AWG
Connection cross-section min.	1.5 mm ²
Connection cross-section solid max.	6 mm ²
Connection cross-section finely stranded max.	6 mm ²
Number of switching positions	2
Assembly for switching arrangement	003
Contacts	4 NO
Service life, min.	2 x 10 ⁵ operations
Detailed number of poles	4 P
Weight	0.42 kg
Weight	0.93 lb

Mounting / Installation

Connection type	Screw terminal
-----------------	----------------

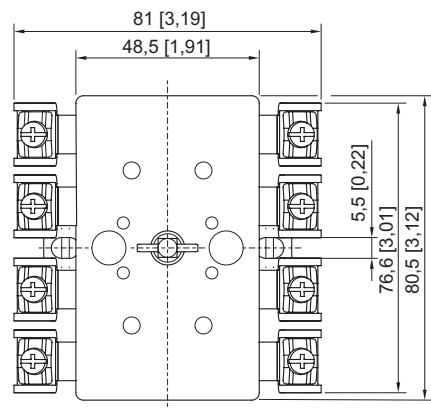
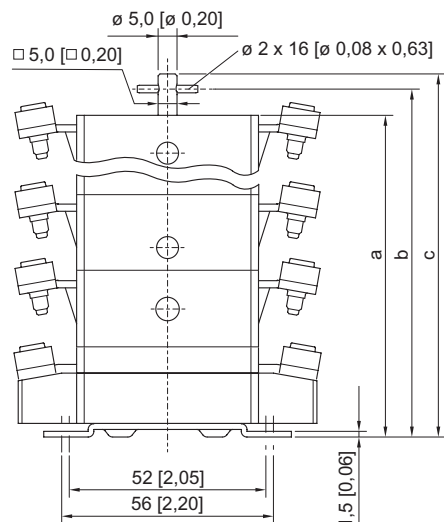
Technical Drawings – Subject to Alterations

	13	23	33	43
0°				
90°	X	X	X	X
	14	24	34	44



8006/4-003-00 Art. No. 169492

Dimensional Drawings (All Dimensions in mm [inches]) – Subject to Alterations

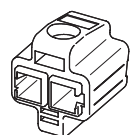


Switching chamber levels

	a	b	c
1	44 [1.73]	52 [2.05]	56 [2.20]
2	64 [2.52]	72 [2.83]	76 [2.99]
3	84 [3.31]	92 [3.62]	96 [3.78]
4	105 [4.13]	112 [4.41]	116 [4.57]
5	125 [4.92]	132 [5.20]	136 [5.35]
6	145 [5.71]	152 [5.98]	156 [6.14]

Accessories

IP20 cover



1 piece
each contact requires IP20 coverage

Art. No.

204108

Labels for large BG 728, BG 729, BG 730, BG 731 rotary actuator









Ø 58
0/OFF I/ON

Art. No.



227004

8006/4-003-00 Art. No. 169492

	Ø 58, yellow 0/OFF I/ON	227013
	Ø 58 0/OFF o I/ON	227012
	Ø 58 0 BETRIEB I	227005
	Ø 58 0 I II	227006
	Ø 58 I 0 II	227007
	Ø 58 plain	227014

Rotary actuator, large

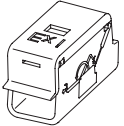
Art. No.

	8602C3-730-S-90X-E08 Handle: red Protective collar: yellow -60 °C ... +70 °C , contains silicone The rotary actuator includes an 0/OFF o I/ON designation plate	227220
	8602C3-731-B-90X-E08 Handle: black Protective collar: black -20 °C ... +60 °C The rotary actuator includes an 0/OFF o I/ON designation plate	227223
	8602C3-731-S-90X-E08 Handle: black Protective collar: black -60 °C ... +70 °C , contains silicone The rotary actuator includes an 0/OFF o I/ON designation plate	227224

Spare Parts

Ex i cover

Art. No.

	to connect intrinsically safe circuits (2 pieces)	213610
--	---	--------

8006/4-003-00 Art. No. 169492

Rotary actuator, large

Art. No.



8602C3-730-B-90X-E08

Handle: red

Protective collar: yellow

-20 °C ... +60 °C

The rotary actuator includes an 0/OFF or I/ON designation plate

227219

We reserve the right to make alterations to the technical data, dimensions, weights, designs and products available without notice. The illustrations cannot be considered binding.