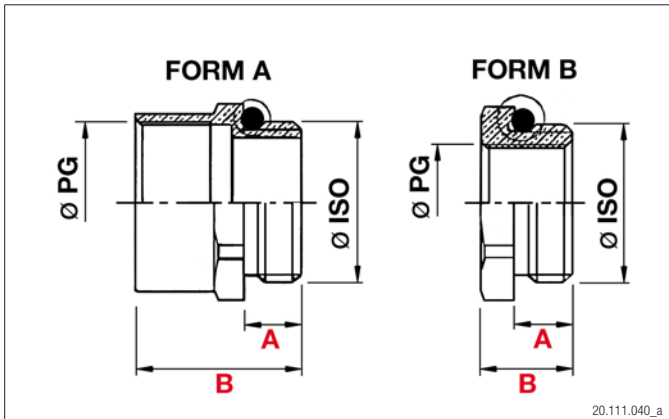


ADAPTER MS OR (metr./PG)



MAT
Messing vernickelt
Laiton nickelé
Nickel plated brass

TEMP
-25°C bis +120°C
-25°C à +120°C
-25°C to +120°C

 IP 68

RoHS

Adapter MS OR metr./PG





Aussengewinde metrisch, Innengewinde PG. Mit O-Ring.

Adaptateur MS OR metr./PG

Filetage mâle métrique, filetage femelle PG. Avec joint torique.

Adapter MS OR metr./PG

Male thread metric, female thread PG. With O-ring.





		FORM	A mm	B mm			Plica-Nr.	E-Nr.	VE
M12	PG7	A	7	17.5	14	vernickelt	92.6406.1207	126 395 120	50
M16	PG7	B	7	10.5	17	vernickelt	92.6406.1607	126 395 160	50
	PG9	A	7	18.0	17	vernickelt	92.6406.1609	126 395 161	50
	PG11	A	7	18.5	20	vernickelt	92.6406.1611	126 395 162	50
	PG13	A	7	20.5	22	vernickelt	92.6406.1613	126 395 163	50
	PG16	A	7	21.5	24	vernickelt	92.6406.1616	126 395 164	50
M20	PG9	B	7	11.0	22	vernickelt	92.6406.2009	126 395 201	50
	PG11	A	7	18.0	22	vernickelt	92.6406.2011	126 395 202	50
	PG13	A	7	20.0	22	vernickelt	92.6406.2013	126 395 203	50
	PG16	A	7	21.0	24	vernickelt	92.6406.2016	126 395 204	50
	PG21	A	7	22.5	32	vernickelt	92.6406.2021	126 395 205	20
M25	PG9	B	8	12.0	26	vernickelt	92.6406.2509	126 395 251	20
	PG11	B	8	12.0	26	vernickelt	92.6406.2511	126 395 252	20
	PG13	B	8	12.0	26	vernickelt	92.6406.2513	126 395 253	20
	PG16	A	8	21.5	26	vernickelt	92.6406.2516	126 395 254	20
	PG21	A	8	23.5	32	vernickelt	92.6406.2521	126 395 255	20
	PG29	A	8	25.0	40	vernickelt	92.6406.2529	126 395 256	20
M32	PG13	B	8.5	12.5	34	vernickelt	92.6406.3213	126 395 323	20
	PG16	B	8.5	12.5	34	vernickelt	92.6406.3216	126 395 324	20
	PG21	A	8.5	23.5	34	vernickelt	92.6406.3221	126 395 325	20
		B		12.5		vernickelt	92.6407.3221		20
	PG29	A	8.5	25.5	40	vernickelt	92.6406.3229	126 395 326	20

Technische Änderungen vorbehalten – Sous réserve de changements techniques – Technical alterations reserved

Kabelverschraubungen
Adapter Messing

Presse-étoupes
Adaptateurs laiton

Cable glands
Thread adapter brass

		FORM	A mm	B mm				Plica-Nr.	E-Nr.	VE
M40	PG16	B	8.5	13.5	42		vernicket	92.6406.4016	126 395 404	20
	PG21	B	8.5	13.5	42		vernicket	92.6406.4021	126 395 405	20
	PG29	A	8.5	25.0	42		vernicket	92.6406.4029	126 395 406	20
		B		13.5			vernicket	92.6407.4029		20
	PG36	A	8.5	28.5	50		vernicket	92.6406.4036	126 395 407	20
M50	PG21	B	9.5	15.5	55		vernicket	92.6406.5021	126 395 505	10
	PG29	B	9.5	15.5	55		vernicket	92.6406.5029	126 395 506	10
	PG36	A	9.5	29.0	55		vernicket	92.6406.5036	126 395 507	10
		B		15.5			vernicket	92.6407.5036		10
	PG42	A	9.5	32.5	58		vernicket	92.6406.5042	126 395 509	10
M63	PG29	B	10.5	17.5	70		vernicket	92.6406.6329	126 395 636	5
	PG36	B	10.5	17.5	70		vernicket	92.6406.6336	126 395 637	5
	PG42	A	10.5	32.5	70		vernicket	92.6406.6342	126 395 639	5
		B		17.5			vernicket	92.6407.6342		5
	PG48	A	10.5	33.5	70		vernicket	92.6406.6348	126 395 638	5
M75	PG48	A	11.5	34.5	80		vernicket	92.6406.7548	126 395 758	1