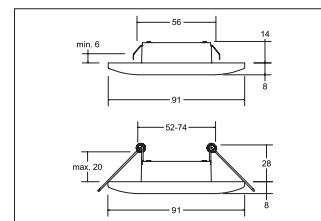
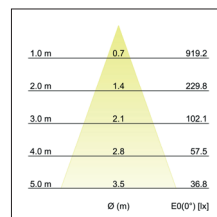
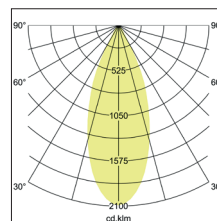



LED recessed downlight ADAPT, on/off

Artikel-Nr. 38371643



LED recessed downlight ADAPT, on/off, titanium, round. In a compact design, for installation in tool-less rapid assembly systems. Set including a converter for 230-V mains voltage, on/off switchable, dimensions of converter: L 52 x W 30 x H 23 mm . Mounting method: Recessed mounting, Place of installation: Ceiling-mounted, Material: Aluminium / Steel / Plastic, Degree of protection: according to DIN EN 60529 IP20, Protection class: (EN 61140) II, Voltage: 230V AC 50Hz, Power: 3W, Amount of light sources / fittings: 1.0 Qty, Luminous flux: 440lm, Colour temperature: 3000 K, Light colour : White, Beam angle: 34°, With control gear: Yes, control: on/off.

Artikel-Nr.	38371643
Stand:	20.07.2021 01:30

Colour of light	3000 K
Colour	Titanium
Beam angle	34 °
Amount of light sources / fittings	1 Qty
control	on/off
Outer diameter	91 mm
Energy efficiency class	A++ to A
Built-in diameter	56 mm
Installation depth	14 mm
Colour rendering	CRI > 80
Material	Aluminium / Steel / Plastic
Height	8 mm
Power	3 W
Voltage	230V AC 50Hz

Lamp	LED
Shipping	Incl. built-in leaf springs for 56 mm cut-out with installation depth of 14 mm and built-in leg springs for 52 - 74 mm cut-out (enclosed for quick exchange) with installation depth of 28 mm.
Circuit type	Parallel conduction
Degree of protection	IP20
Protection class	II
Voltage type	AC