

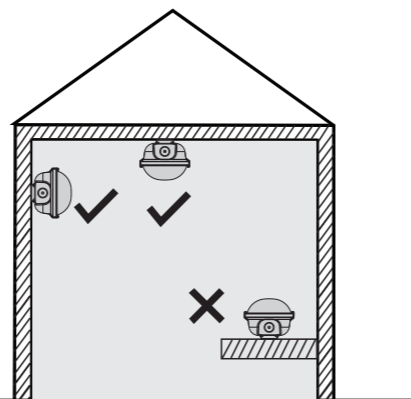
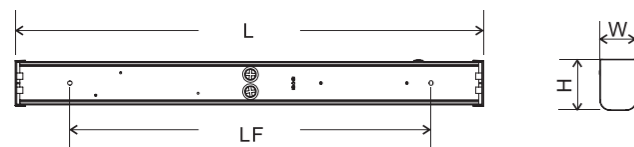


ELSA VARIOFLEX IP44

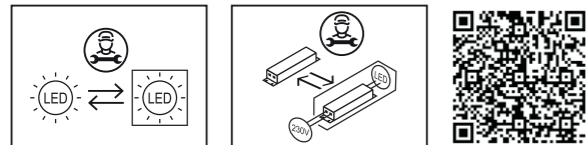
EN	Installation Instructions	HR	Uputstvo za montažu	SE	Installationsanvisning
DE	Montageanleitung	NL	Montagehandleiding	RU	Инструкция по монтажу
CZ	Montážní návod	RO	Instructiuni de montaj	SRB	Instrukcija za instalaciju
DK	Monteringsvejledning	IT	Istuzioni di montaggio	SK	Montážny návod
EE	Paigaldusjuhend	LT	Montavimo instrukcijos	SLO	Navodilo za montažo
FI	Asennusohje	LV	Instalācijas instrukcija	CN	安装说明书
FR	Notice de montage	NO	Monteringsanvisning		
HU	Szerelési útmutató	PL	Instrukcja montażu		

-  1. Installation and commissioning may only be carried out by authorized specialists and wired in accordance with the latest IEE electrical regulations or the national standards.
-  2. Mains power must be switched off before carrying out installation.
3. The manufacturer shall not be liable for any damage resulting from inappropriate modifications to the luminaire or faulty installation.
4. Caution, risk of electric shock.
The control gear provides basic insulation between the LV supply and the control circuit.

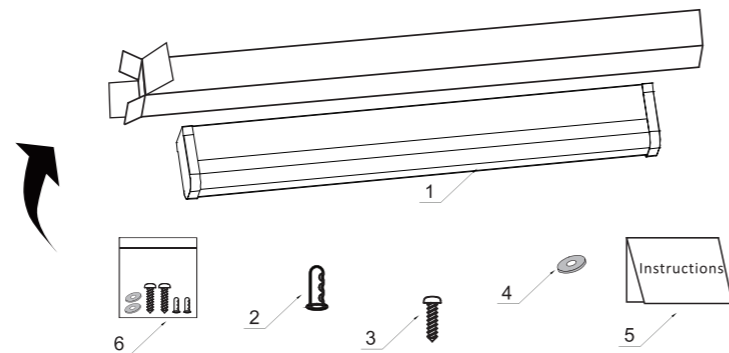
SAP Code	Product Description	Wattage	L(mm)	W(mm)	H(mm)	LF(mm)	Efficiency class
96635659	ELSA VARIOFLEX 450 800 830/35/40	6/8W	450	58	81	393	E
96635660	ELSA VARIOFLEX 450 800 830/35/40 MWS	6/8W	450	58	81	393	E
96635661	ELSA VARIOFLEX 600 1200 830/35/40	9/12W	600	58	81	462.5	F
96635662	ELSA VARIOFLEX 600 1200 830/35/40 MWS	9/12W	600	58	81	462.5	F



Information on replaceability:



1	LED Batten	X1
2	Plastic expansion	X2
3	Screw	X2
4	Flat Gasket	X2
5	Instructions	X1
6	Accessory bag	X1

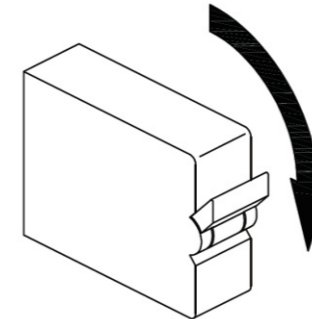


Thorn Lighting Limited, Durhamgate, Spennymore, Co Durham, DL16 6HL, UK
 Zumtobel Lighting GmbH, Schweizerstrasse 30, 6850 Dornbirn, Austria
 URL: www.thorn-eco.com

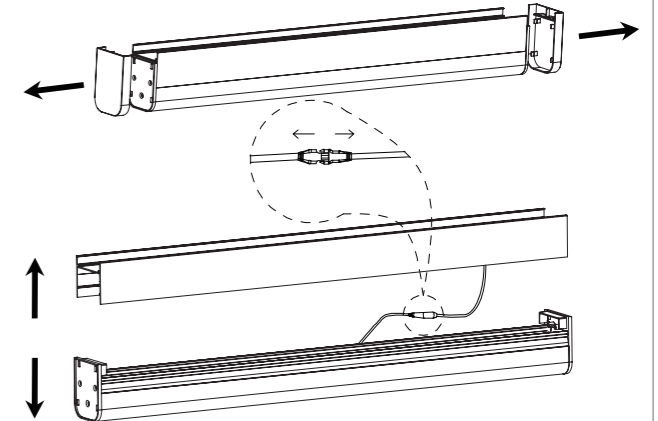


ELSA VARIOFLEX IP44

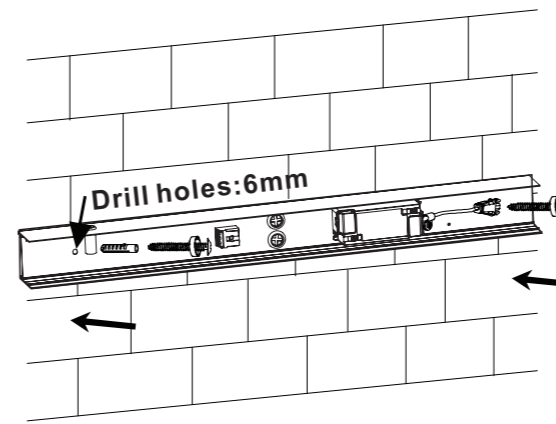
1



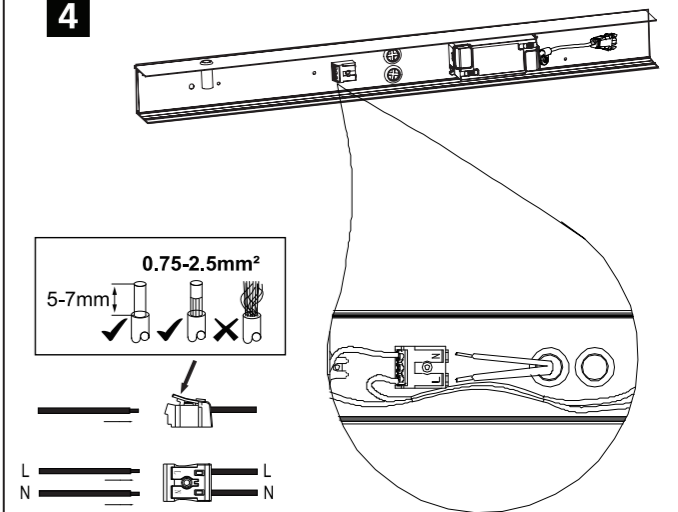
2



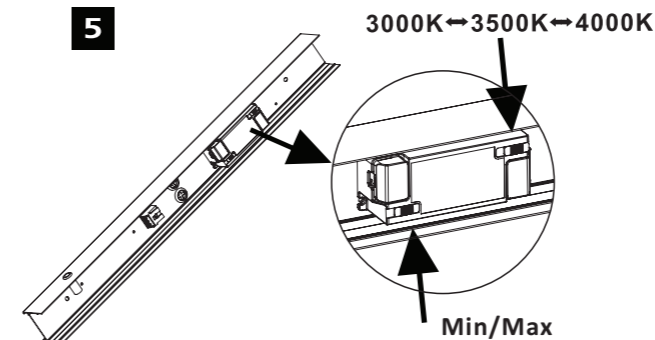
3



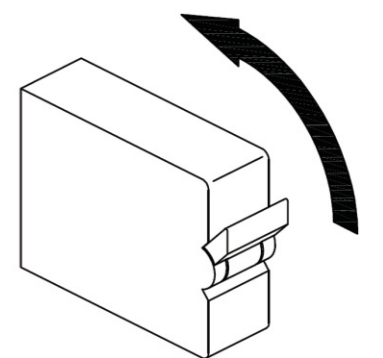
4



5



6

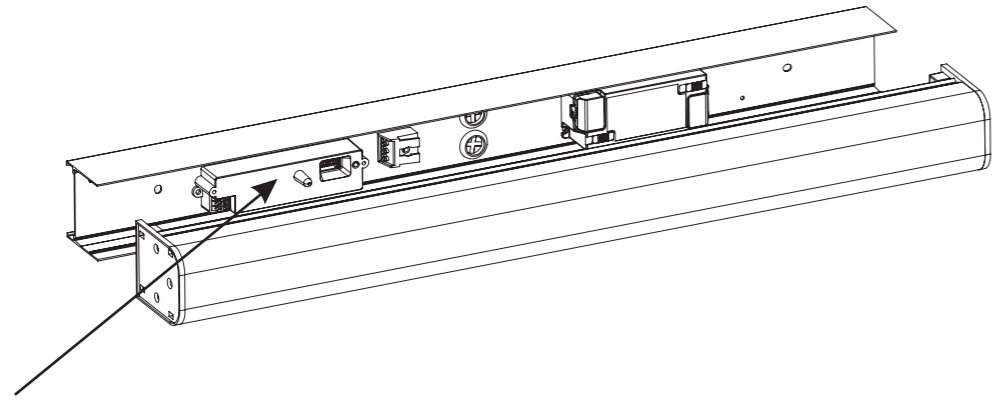


Product Description	Lumen(lm)		Watt(W)	
	Min	Max	Min	Max
ELSA VARIOFLEX 450 800 830/35/40	600	800	6	8
ELSA VARIOFLEX 450 800 830/35/40 MWS	600	800	6	8
ELSA VARIOFLEX 600 1200 830/35/40	900	1200	9	12
ELSA VARIOFLEX 600 1200 830/35/40 MWS	900	1200	9	12



ELSA VARIOFLEX IP44

MWS



Sensor Settings



S1	S2	detection range
0	0	20%
0	1	50%
1	0	75%
1	1	100%

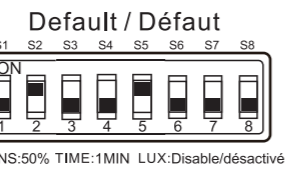
Detection area
Champs de détection

S3	S4	S5	TIME
0	0	0	10s
0	0	1	1min
0	1	0	5min
0	1	1	10min
1	0	0	15min
1	0	1	20min
1	1	0	25min
1	1	1	30min

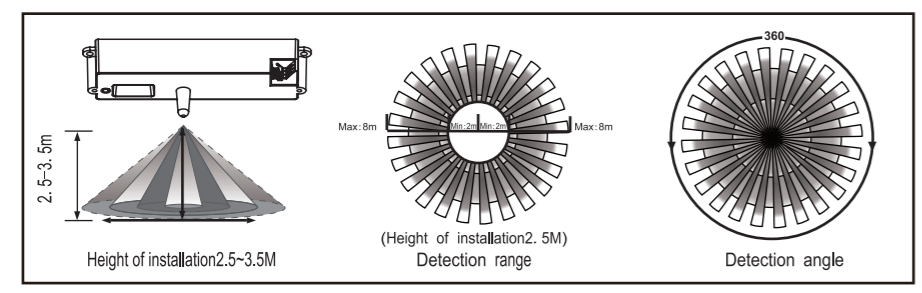
Hold time
Durée

S6	S7	S8	LUX
0	0	0	Disable/désactivé
0	0	1	10LUX
0	1	0	20LUX
0	1	1	50LUX
1	0	0	100LUX
1	0	1	200LUX
1	1	0	300LUX
1	1	1	500LUX

Daylight threshold
Luminosité



Detection range



Warning!
Reflected HF waves (e.g. of walls, floors, ceilings or furniture) from other transmitters affect motion detection.