

# Rittal – The System.

Faster – better – everywhere.

## ► Karakteristieken – Klimatisering



KASTSYSTEMEN

STROOMVERDELING

KLIMATISERING

IT-INFRASTRUCTUUR

SOFTWARE & SERVICE

FRIEDHELM LOH GROUP



# Rittal – The System.

Faster – better – everywhere.



KASTSYSTEMEN

STROOMVERDELING

KLIMATISERING

FRIEDHELM LOH GROUP

# Karakteristieken

## Luchtkoeling

<b>TopTherm ventilatoren en TopTherm ventilatoren EMC</b>	
Luchtverplaatsing 20/25 – 900 m <sup>3</sup> /h.....	4 – 7
<b>TopTherm ventilatoren met EC-technologie</b>	
Luchtverplaatsing 55 – 900 m <sup>3</sup> /h.....	8 – 9
<b>TopTherm dakventilatoren</b>	
Luchtverplaatsing 400 – 800 m <sup>3</sup> /h.....	10
<b>Dakventilator, dakontluchting</b>	
Luchtverplaatsing 360 m <sup>3</sup> /h.....	10
<b>Schuifladeventilatoren voor 482,6 mm (19')</b>	
Luchtverplaatsing 320/480 m <sup>3</sup> /h.....	11
<b>Drukventilatoren</b>	
Luchtverplaatsing 320 m <sup>3</sup> /h.....	11
<b>Lucht/lucht-warmtewisselaars TopTherm</b>	
Specifieke warmtecapaciteit 17,5 – 90 W/K.....	12

## Koelaggregaten

<b>Thermoelectric Cooler</b>	
Totaal koelvermogen 100 W.....	13
<b>Wandmontage-koelaggregaten TopTherm Blue e</b>	
Vermogensklasse 300 – 2500 W (115/230 V, 1~, 400 V, 2~).....	13 – 16
<b>Wandmontage-koelaggregaten TopTherm Blue e, vlak</b>	
Vermogensklasse 1500 W (230 V, 1~, 400/460 V, 3~).....	17
<b>Wandmontage-koelaggregaten TopTherm Blue e</b>	
Vermogensklasse 1000 – 4000 W (400/460 V, 3~).....	18 – 20
<b>Dakmontage-koelaggregaten TopTherm Blue e</b>	
Vermogensklasse 500 – 2000 W (115/230 V, 1~, 400 V, 2~).....	21 – 23
<b>Dakmontage-koelaggregaten TopTherm Blue e</b>	
Vermogensklasse 3000 – 4000 W (400/460 V, 3~).....	24
<b>Klimaatmoduulconcept koelmoduul Blue e</b>	
Vermogensklasse 1500 – 2500 W (230 V, 1~, 400/460 V, 3~).....	25 – 26

## Vloeistofkoeling

<b>Lucht/water-warmtewisselaars voor wandmontage</b>	
Vermogensklasse 300 – 7000 W.....	27 – 36
<b>Lucht/water-warmtewisselaars voor dakmontage</b>	
Vermogensklasse 1875 – 4000 W.....	37 – 40
<b>Liquid Cooling Package</b>	
Vermogensklasse 10 kW.....	41
<b>Chillers TopTherm</b>	
Vermogensklasse 8 – 40 kW.....	42 – 43

## Kastverwarming

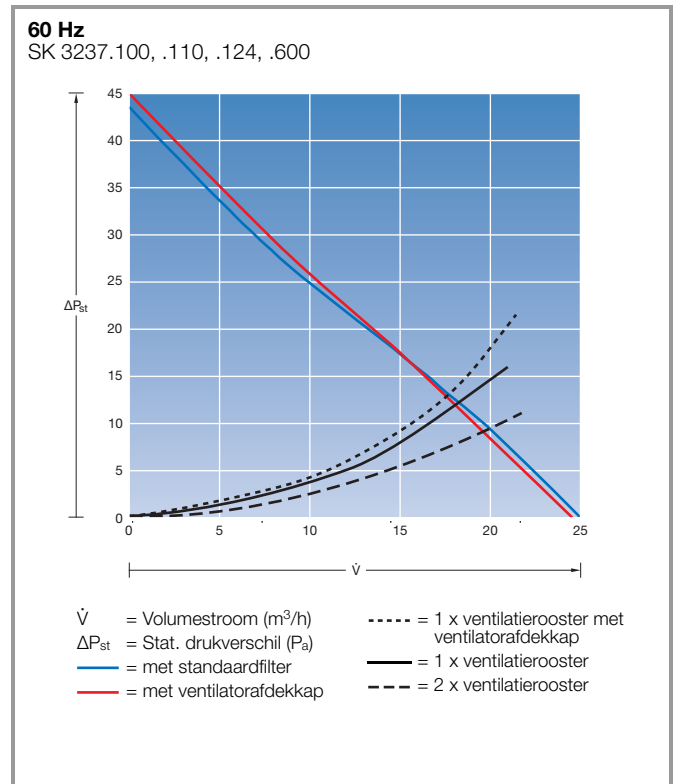
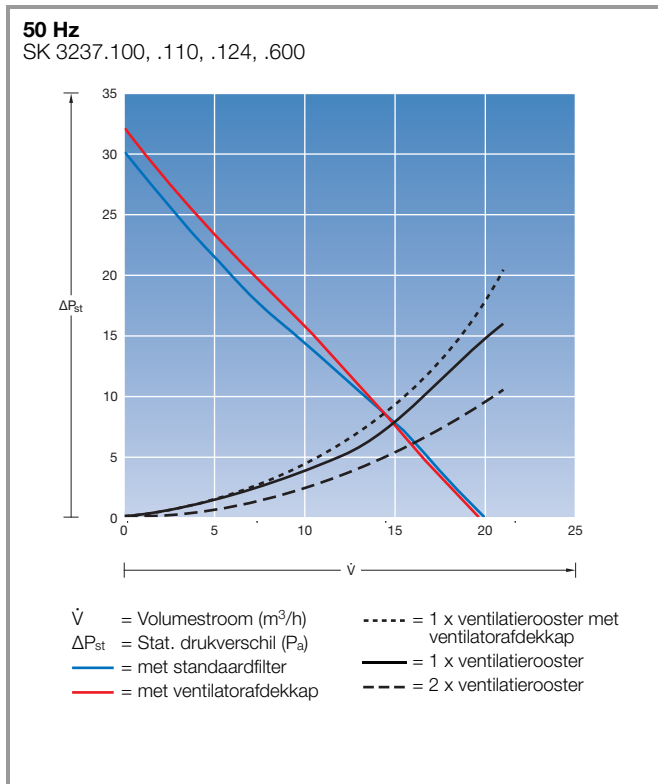
<b>Verwarming zonder ventilator</b>	
Verwarmingcapaciteit 8 – 150 W.....	44
<b>Verwarming met ventilator</b>	
Verwarmingcapaciteit 250 – 800 W.....	45



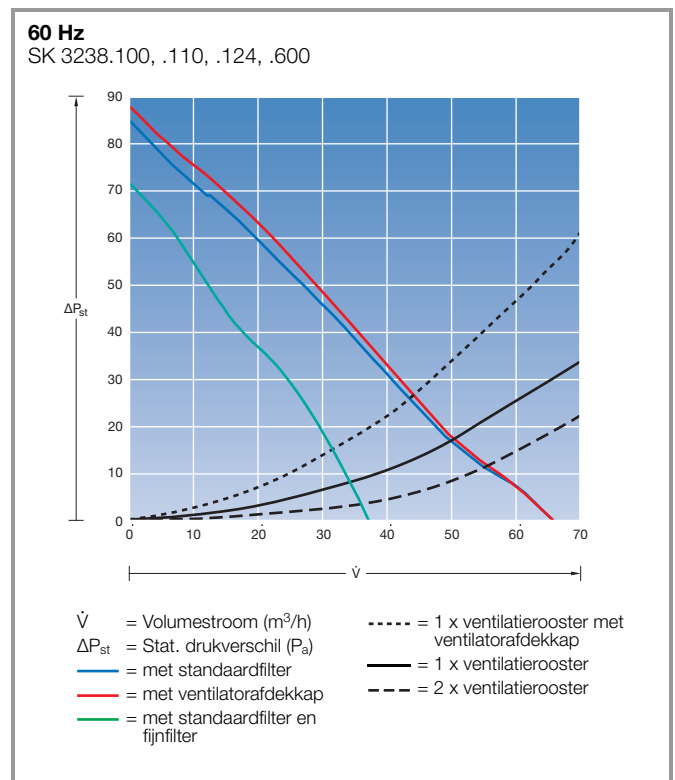
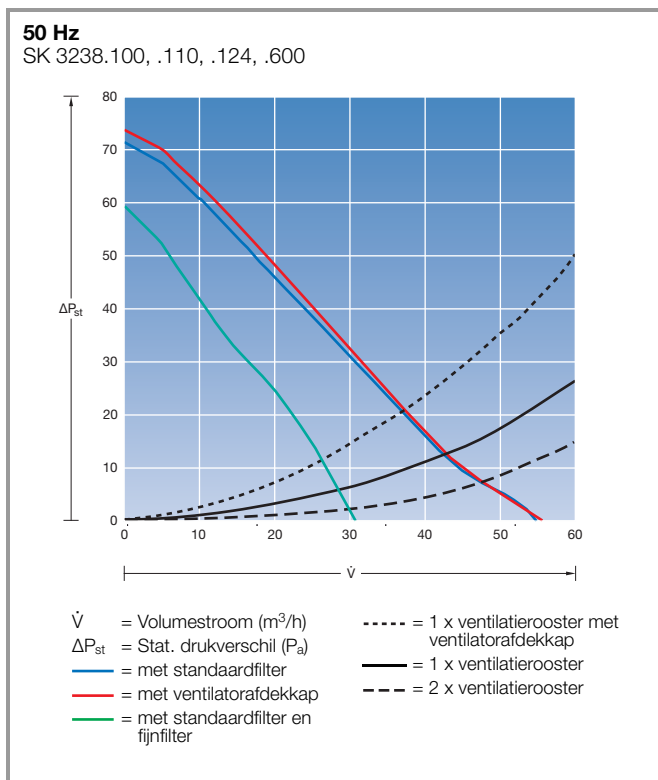
# Luchtkoeling

## TopTherm ventilatoren en TopTherm ventilatoren EMC

Luchtverplaatsing 20/25 m<sup>3</sup>/h

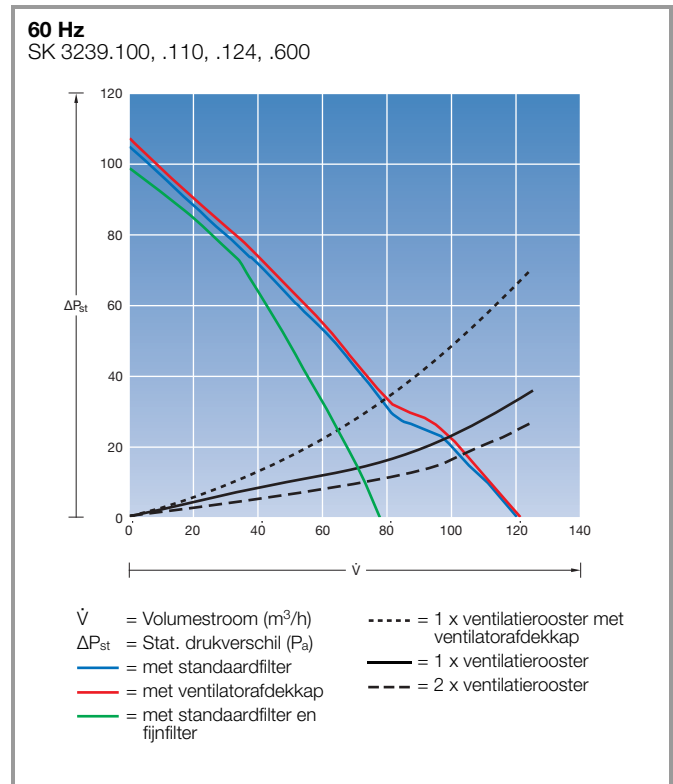
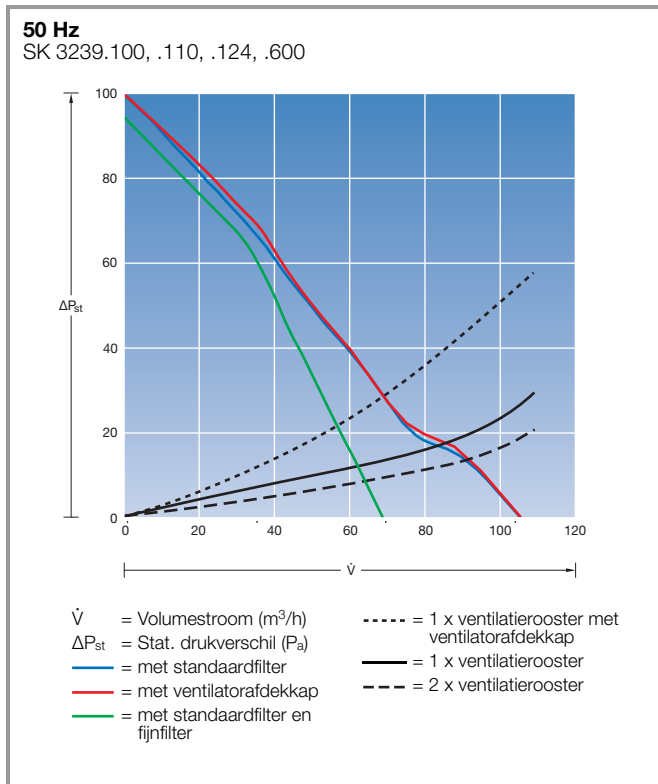


Luchtverplaatsing 55/66 m<sup>3</sup>/h

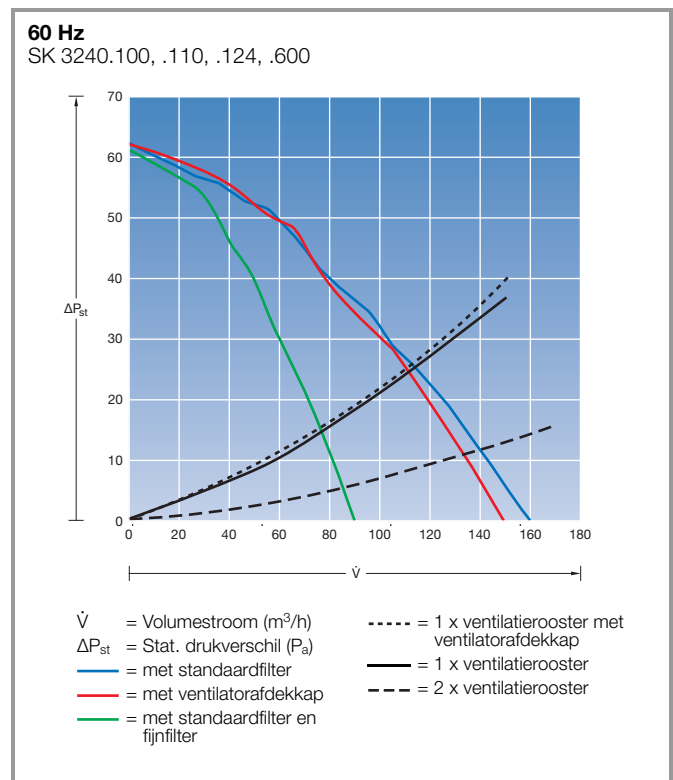
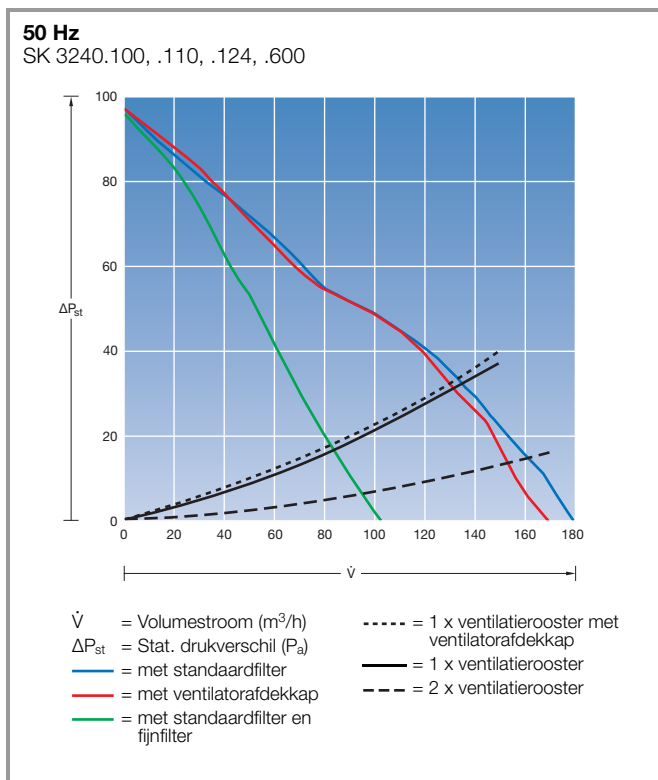


## TopTherm ventilatoren en TopTherm ventilatoren EMC

Luchtverplaatsing 105/120 m<sup>3</sup>/h

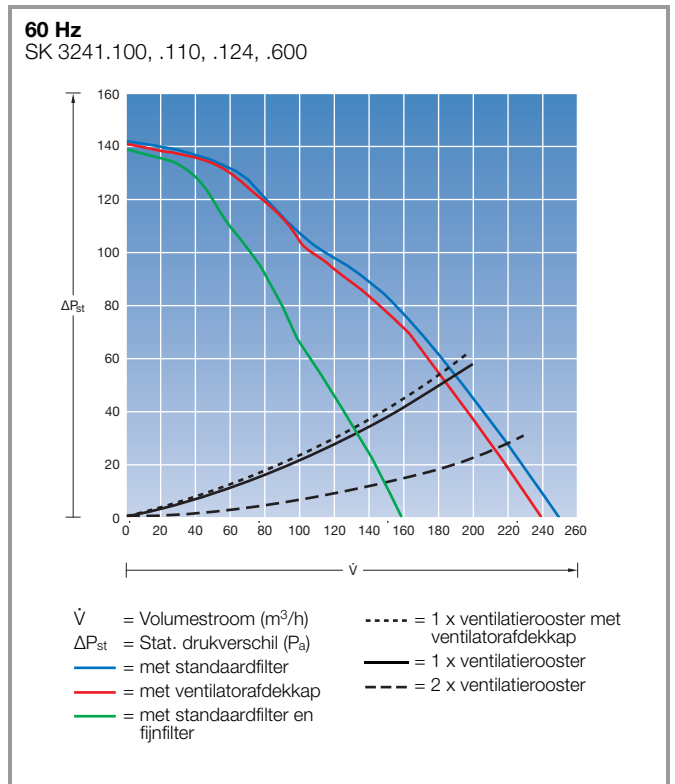
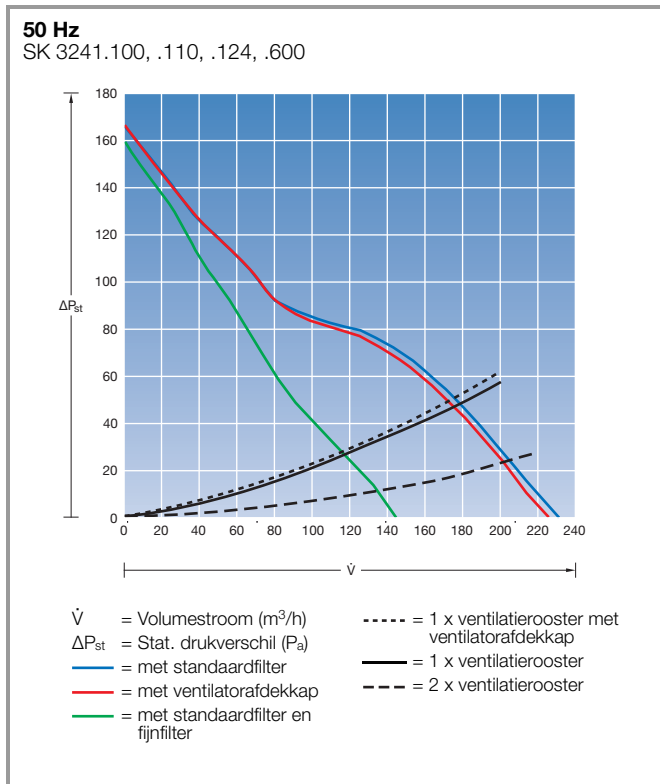


Luchtverplaatsing 180/160 m<sup>3</sup>/h

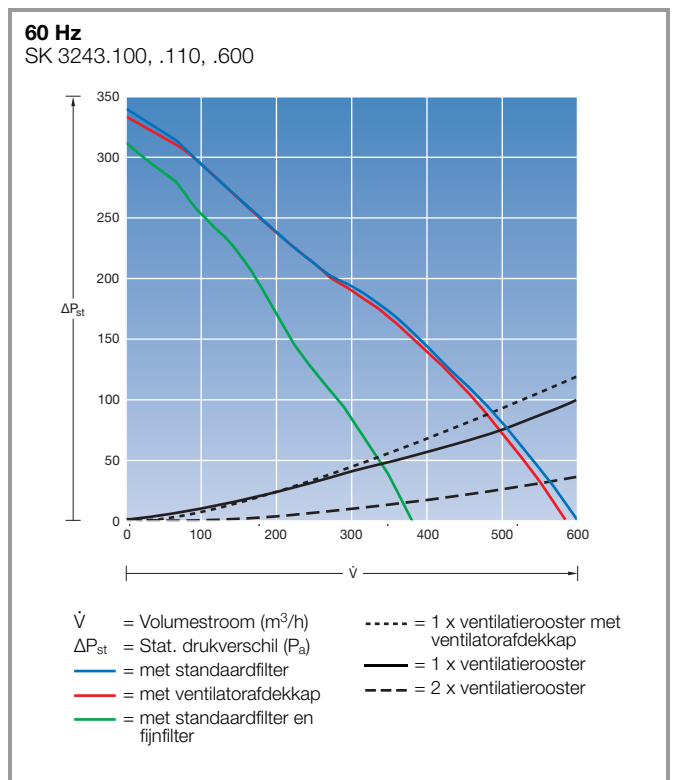
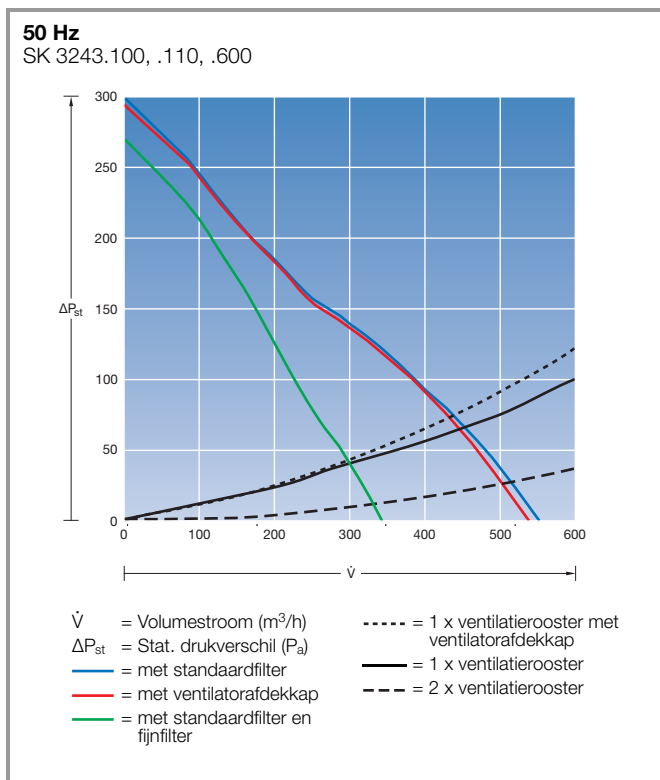


## TopTherm ventilatoren en TopTherm ventilatoren EMC

Luchtverplaatsing 230/250 m<sup>3</sup>/h

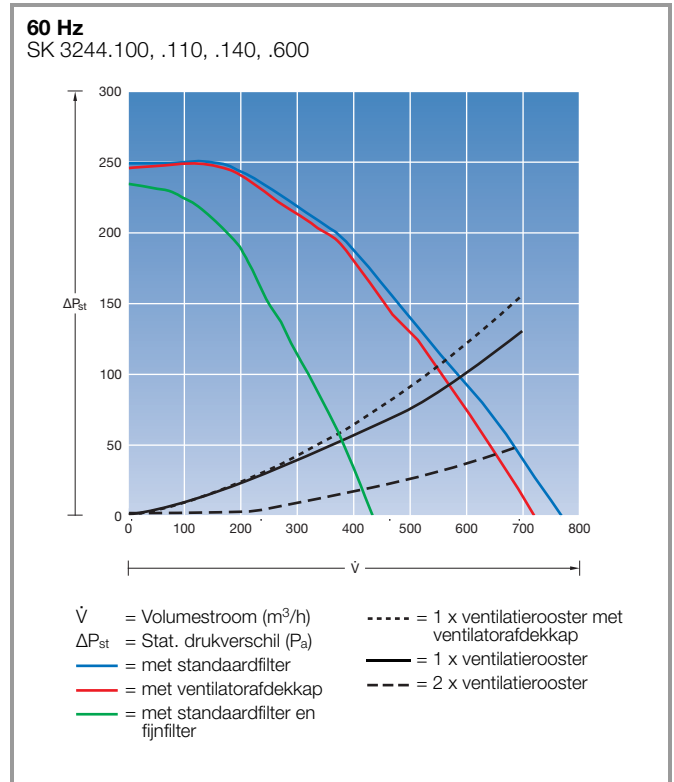
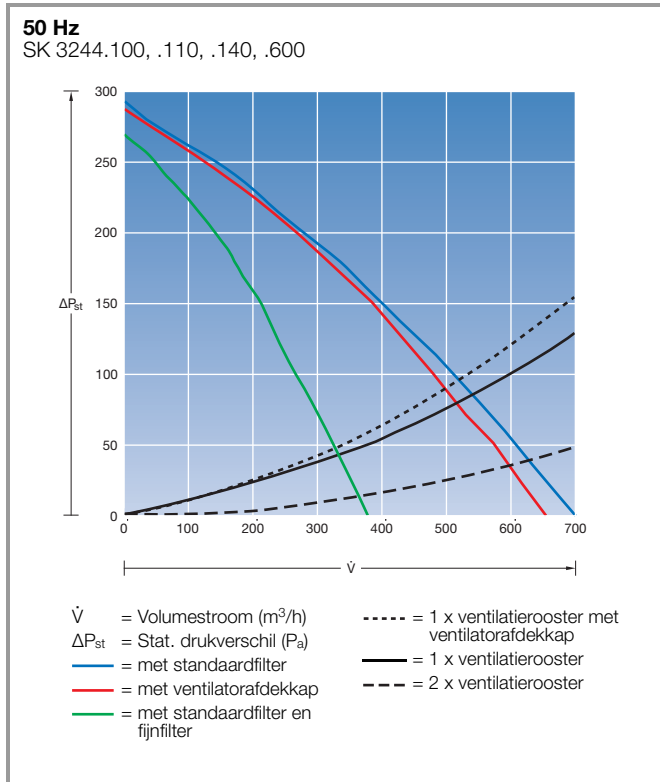


Luchtverplaatsing 550/600 m<sup>3</sup>/h

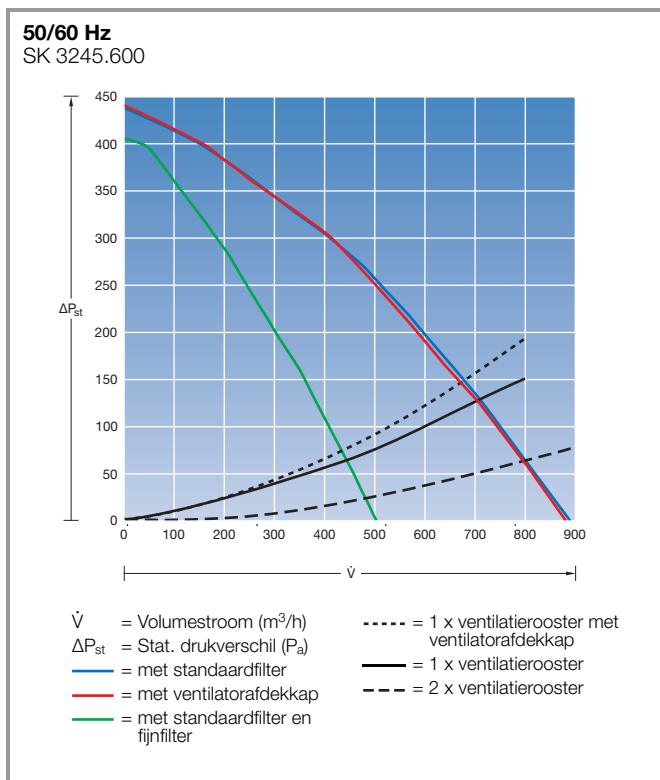


## TopTherm ventilatoren en TopTherm ventilatoren EMC

Luchtverplaatsing 700/770 m<sup>3</sup>/h



Luchtverplaatsing 900 m<sup>3</sup>/h

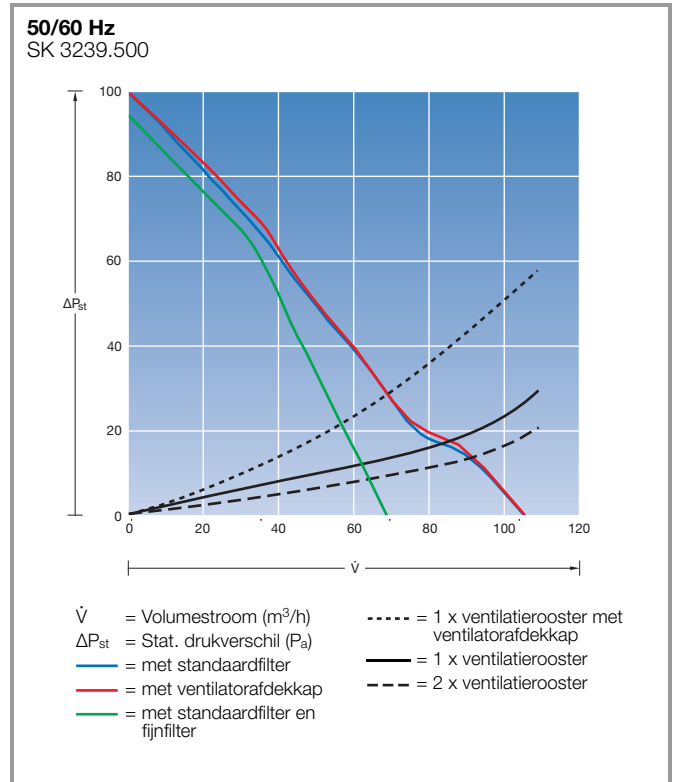
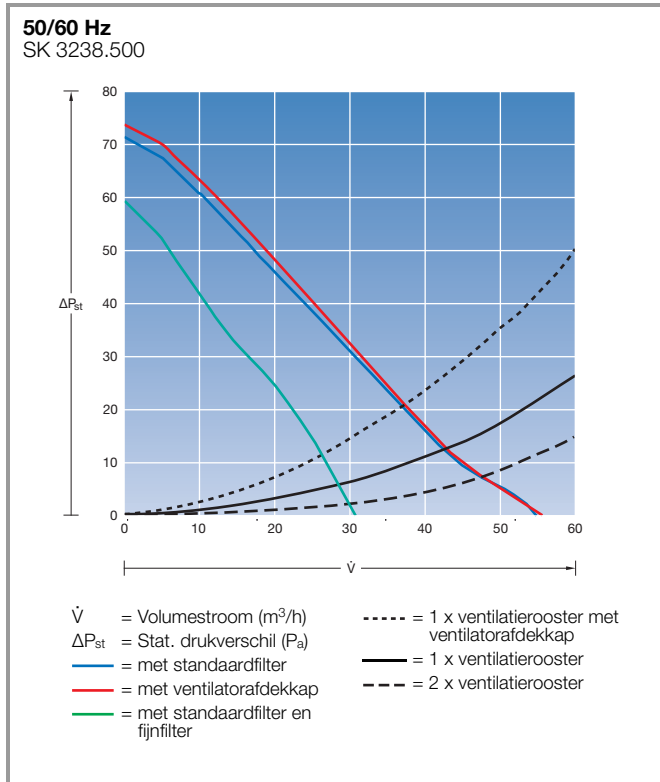


# Luchtkoeling

## TopTherm ventilatoren met EC-technologie

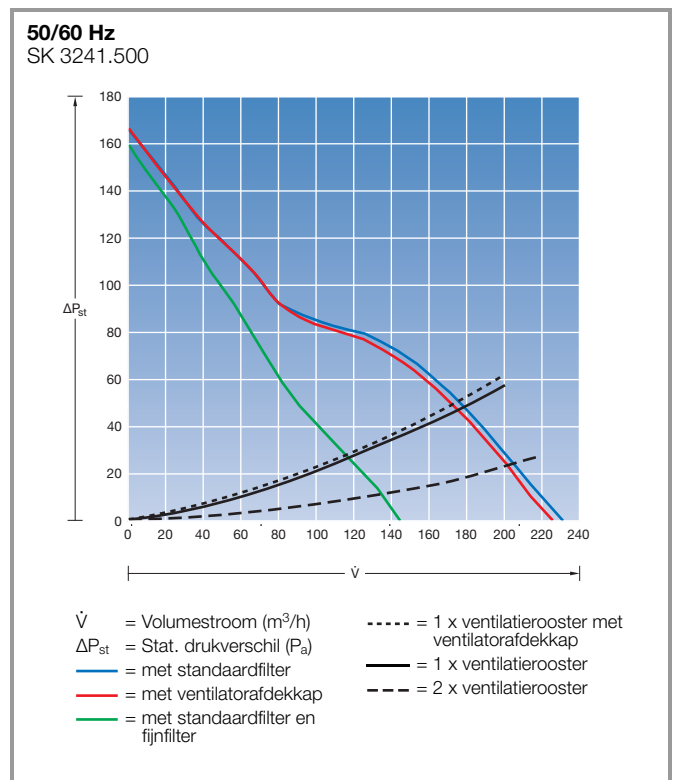
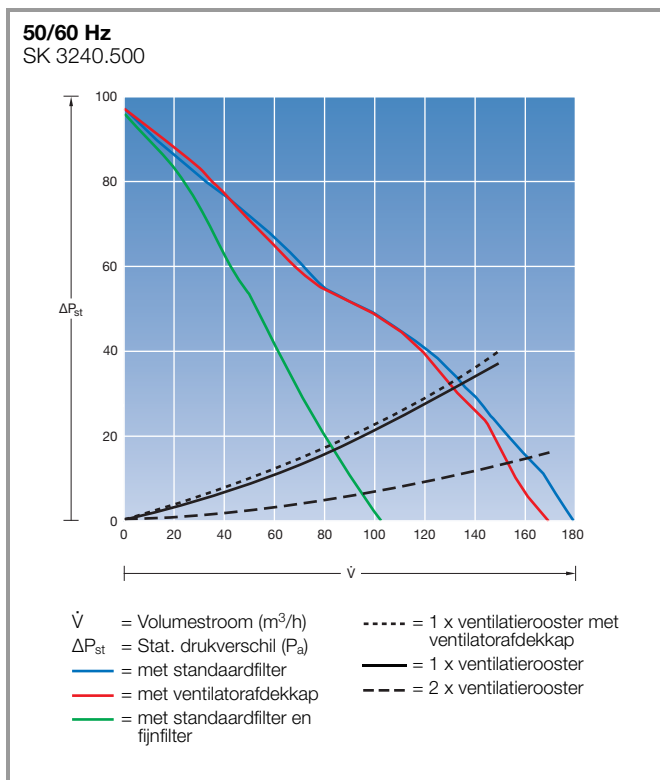
Luchtverplaatsing 55 m<sup>3</sup>/h

Luchtverplaatsing 105 m<sup>3</sup>/h



Luchtverplaatsing 180 m<sup>3</sup>/h

Luchtverplaatsing 230 m<sup>3</sup>/h

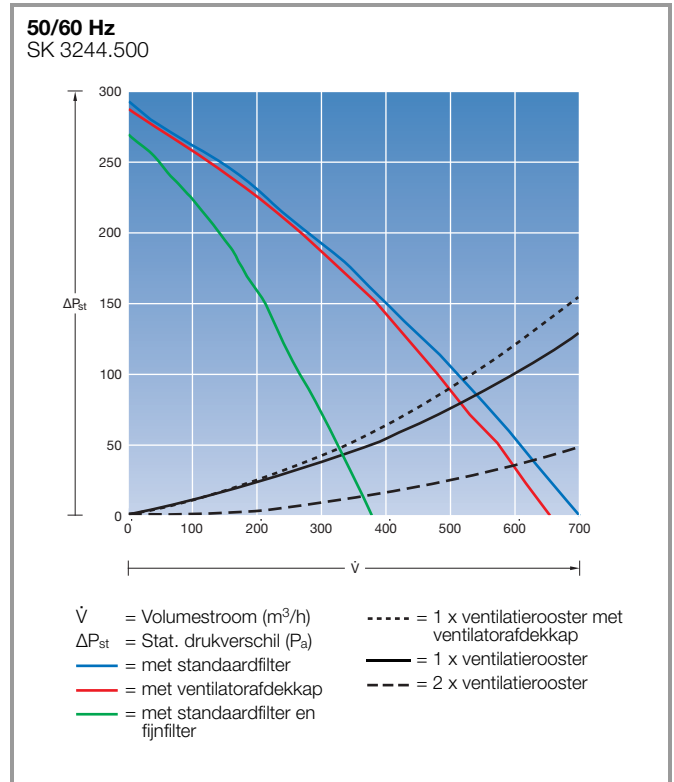
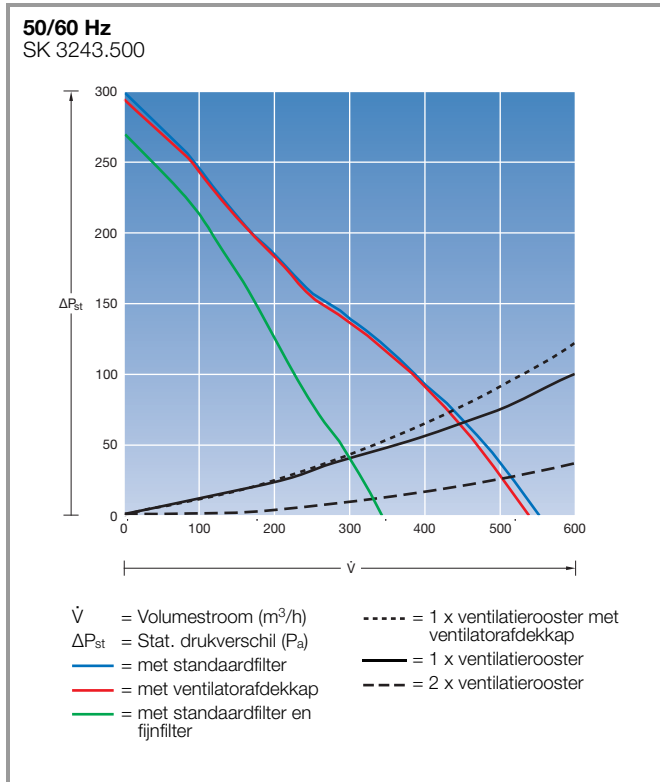




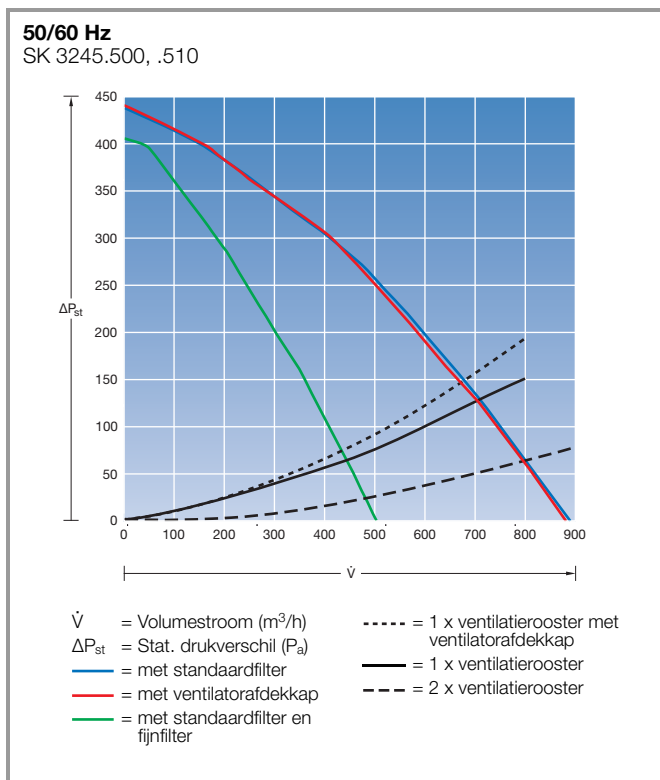
## TopTherm ventilatoren met EC-technologie

Luchtverplaatsing 550 m<sup>3</sup>/h

Luchtverplaatsing 700 m<sup>3</sup>/h



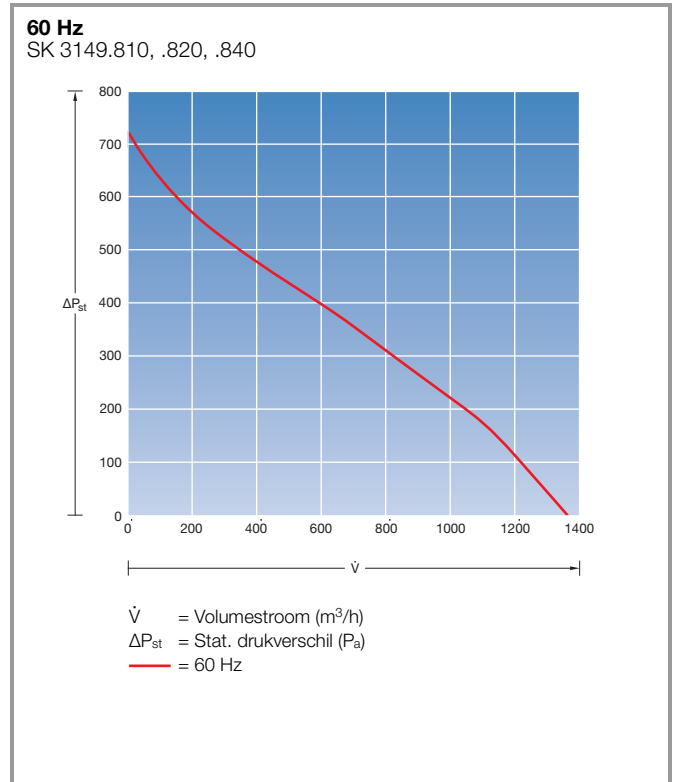
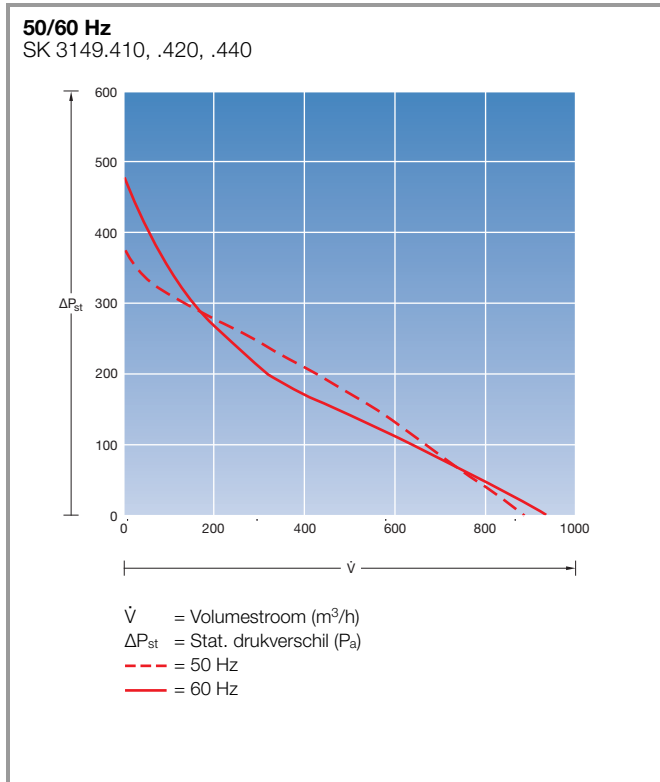
Luchtverplaatsing 900 m<sup>3</sup>/h



## TopTherm dakventilatoren

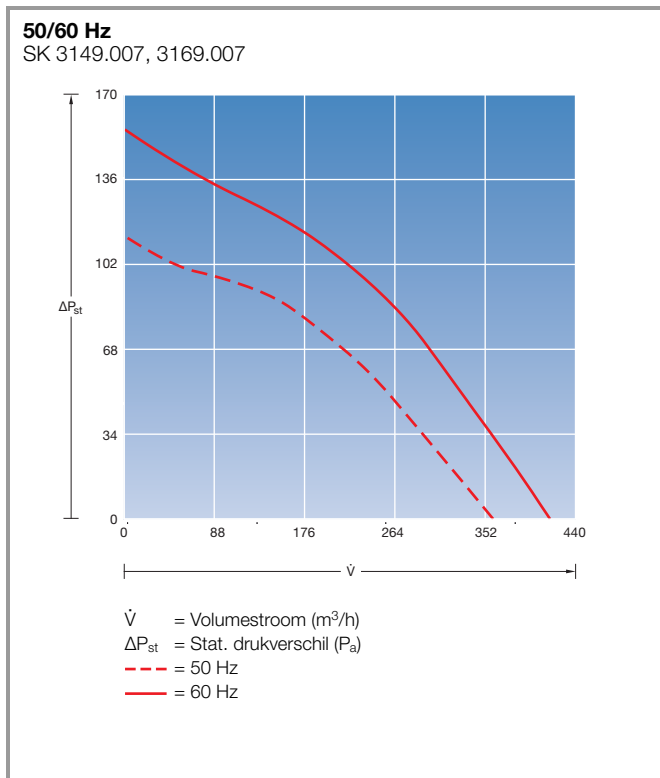
Luchtverplaatsing 400 m<sup>3</sup>/h

Luchtverplaatsing 800 m<sup>3</sup>/h



## Dakventilator, dakontluchting

Luchtverplaatsing 360 m<sup>3</sup>/h

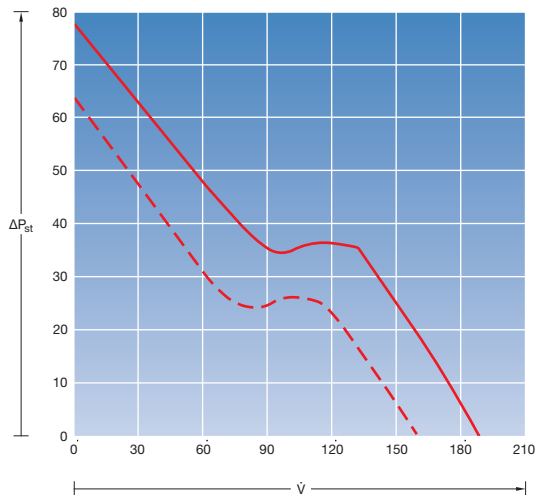


## Schuifladeventilatoren voor 482,6 mm (19")

Luchtverplaatsing 320/480 m<sup>3</sup>/h

**50/60 Hz**

SK 3340.230, 3350.230, 3341.115, .230, 3342.024, .230, .500, 3351.230, 3352.230, .500



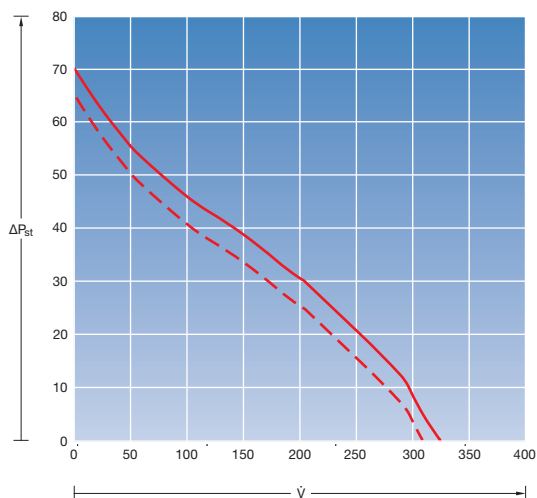
V̇ = Volumestroom (m<sup>3</sup>/h)  
 ΔP<sub>st</sub> = Stat. drukverschil (Pa)  
 --- = 50 Hz  
 --- = 60 Hz

## Drukventilatoren voor 482,6 mm (19")

Luchtverplaatsing 320 m<sup>3</sup>/h

**50/60 Hz**

SK 3144.000, 3145.000

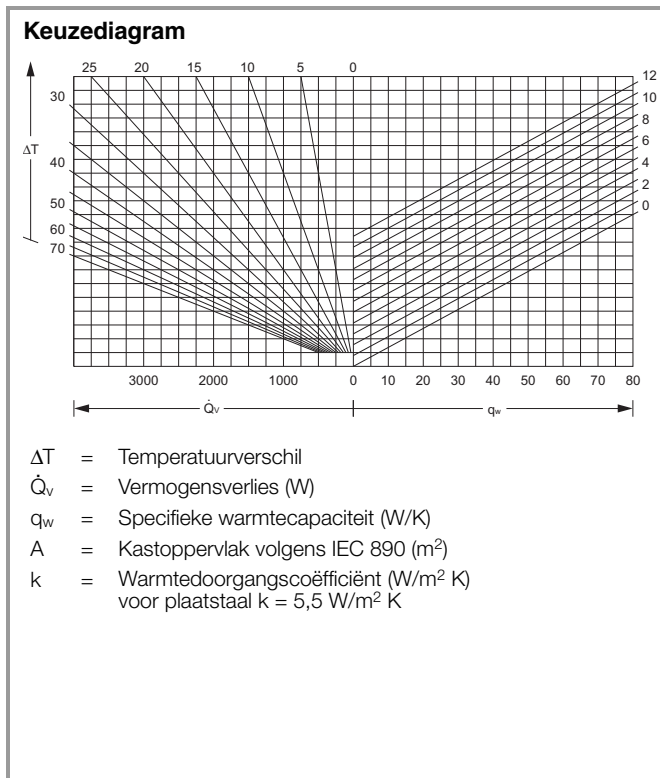
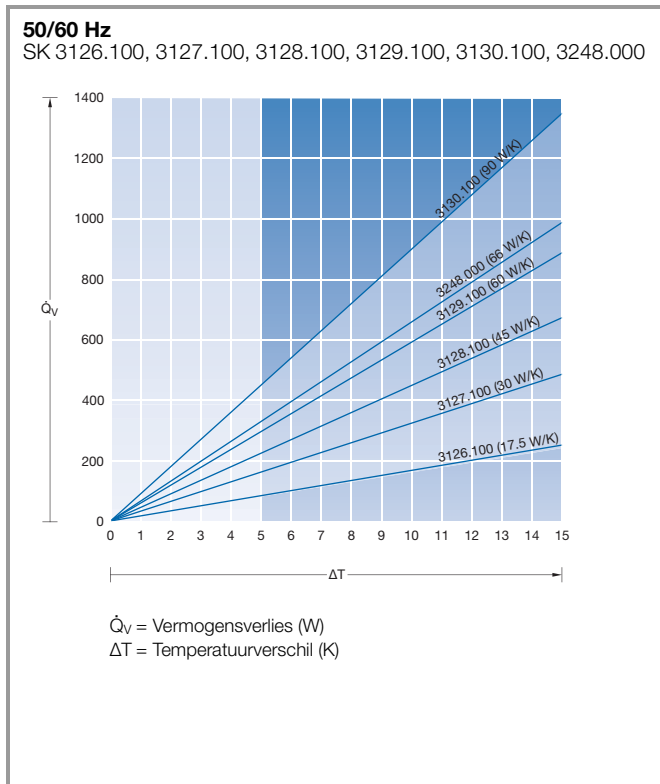


V̇ = Volumestroom (m<sup>3</sup>/h)  
 ΔP<sub>st</sub> = Stat. drukverschil (Pa)  
 --- = 50 Hz  
 --- = 60 Hz

# Luchtkoeling

## Lucht/lucht-warmtewisselaars TopTherm

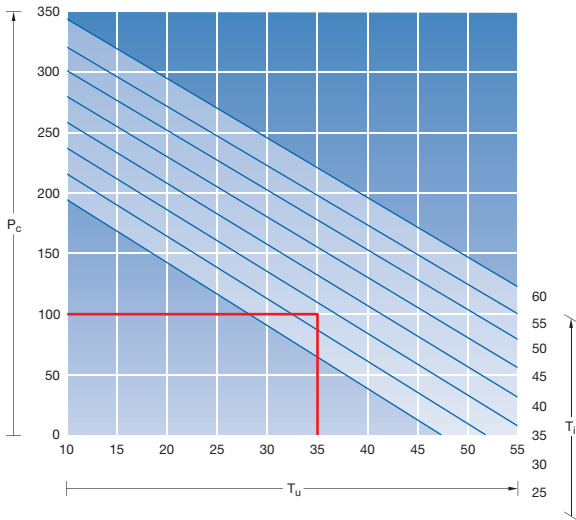
Specifieke warmtecapaciteit 17,5 – 90 W/K, wandmontage met regeling



## Thermoelectric Cooler

### Koelvermogen

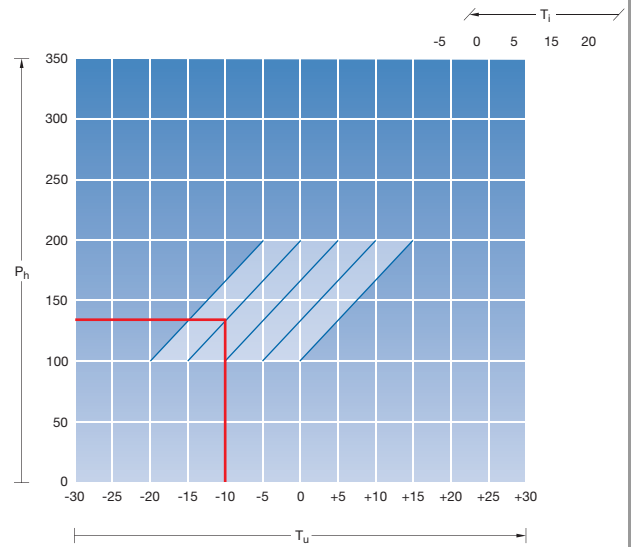
50/60 Hz  
SK 3201.200, .300



$T_u$  = Omgevingstemperatuur (°C)  
 $P_c$  = Totaal koelvermogen (W)  
 $T_i$  = Kastbinnentemperatuur (°C)

### Warmtecapaciteit

50/60 Hz  
SK 3201.200, .300

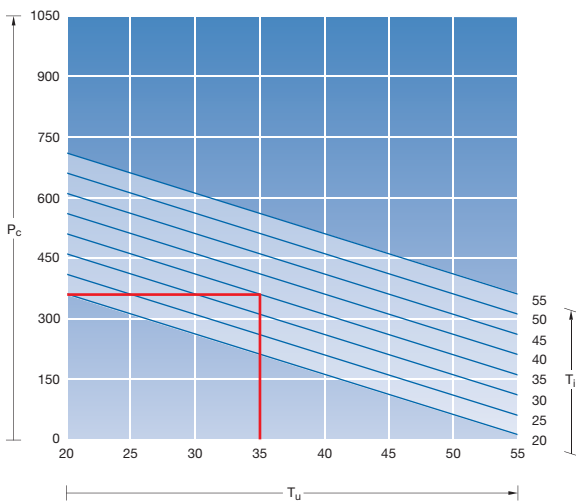


$T_u$  = Omgevingstemperatuur (°C)  
 $P_h$  = Verwarmingscapaciteit (W)  
 $T_i$  = Kastbinnentemperatuur (°C)

## Wandmontage-koelaggregaten TopTherm

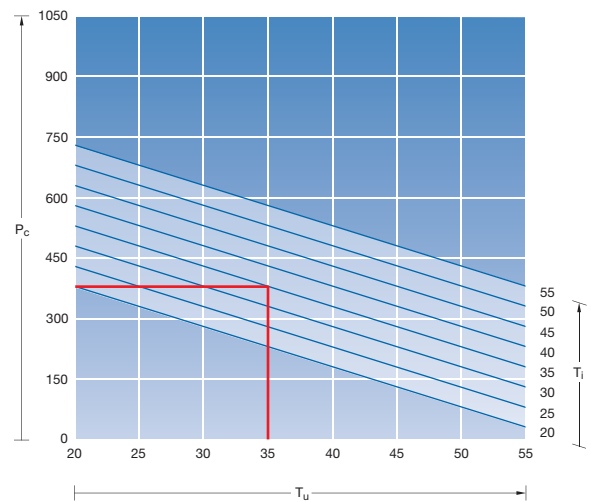
### Vermogensklasse 300 W (115/230 V, 1~)

50 Hz  
SK 3302.300, .310, .100, .110, .200



$T_u$  = Omgevingstemperatuur (°C)  
 $P_c$  = Totaal koelvermogen (W)  
 $T_i$  = Kastbinnentemperatuur (°C)

60 Hz  
SK 3302.300, .310, .100, .110, .200

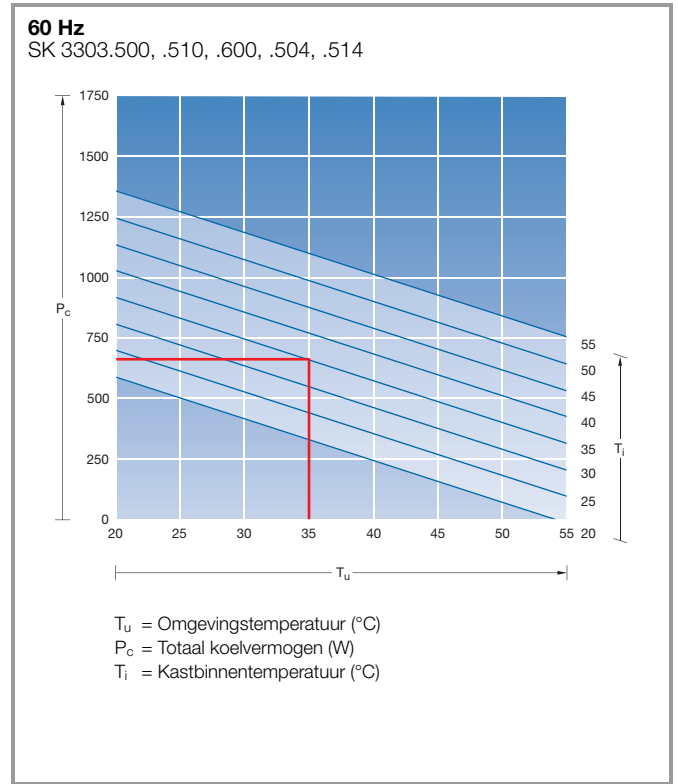
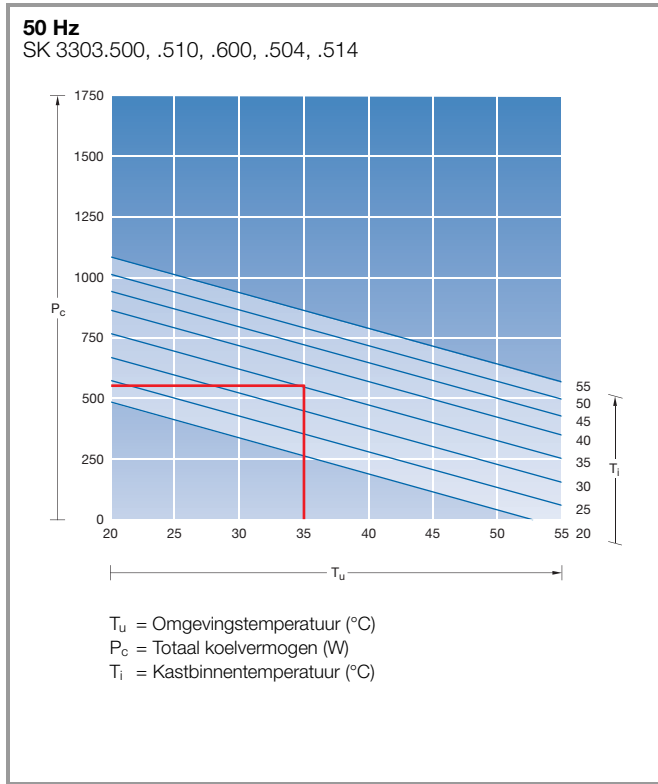


$T_u$  = Omgevingstemperatuur (°C)  
 $P_c$  = Totaal koelvermogen (W)  
 $T_i$  = Kastbinnentemperatuur (°C)

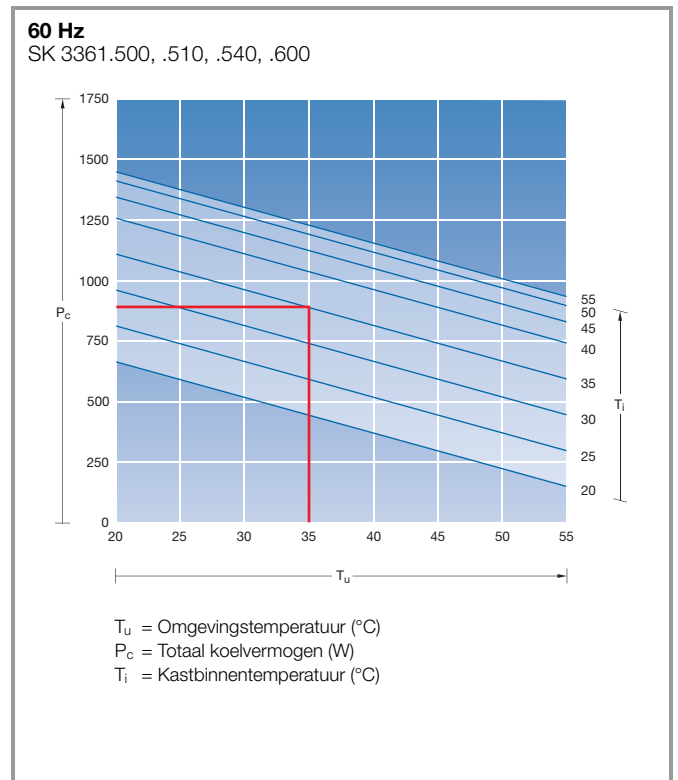
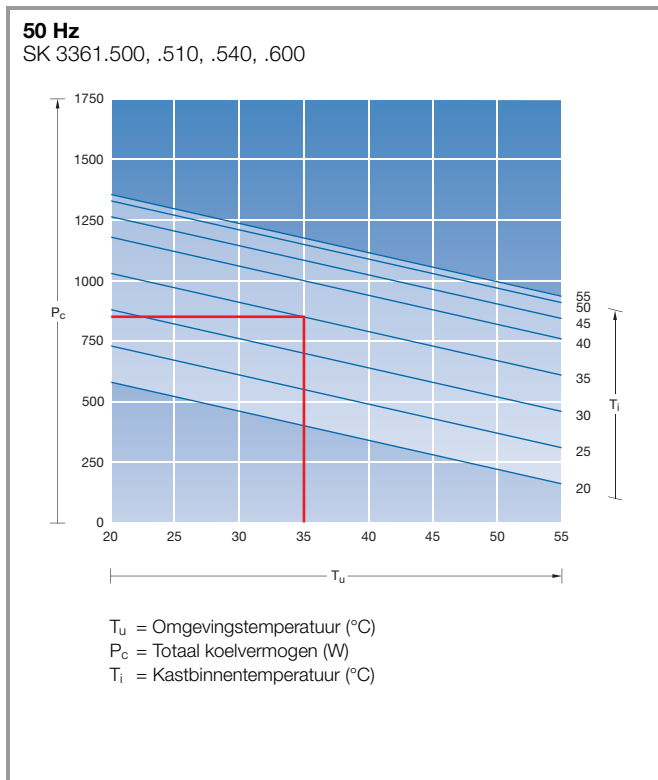
# Koelaggregaten

## Wandmontage-koelaggregaten TopTherm Blue e

Vermogensklasse 500 W (115/230 V, 1~)

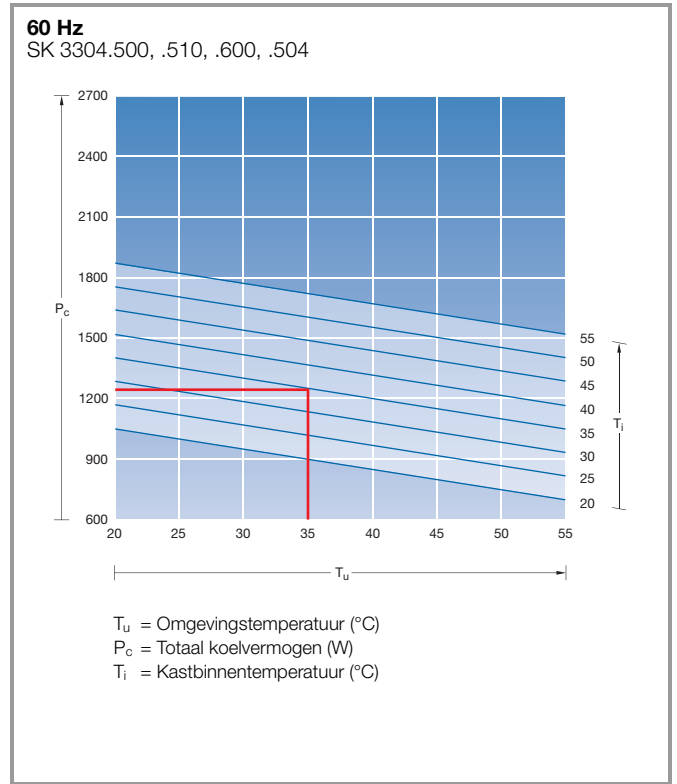
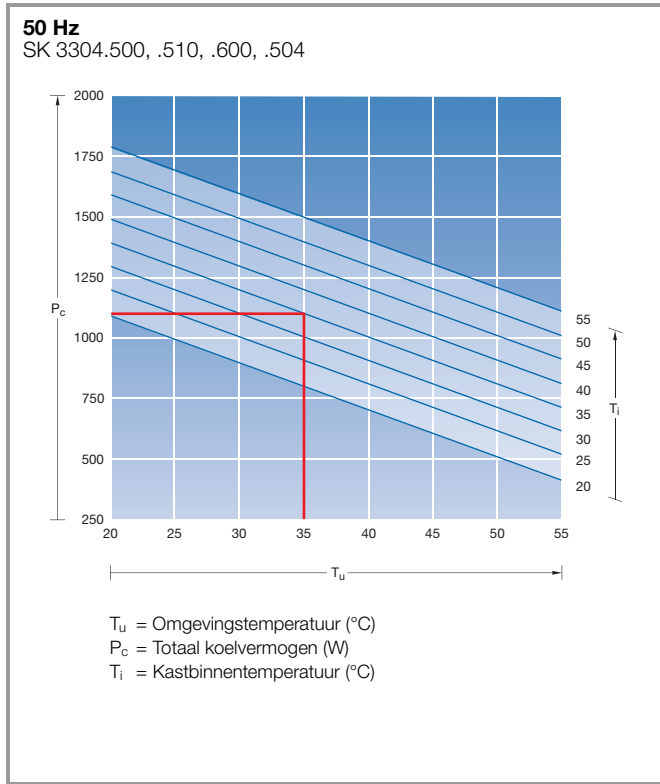


Vermogensklasse 750 W (115/230 V, 1~, 400 V, 2~)

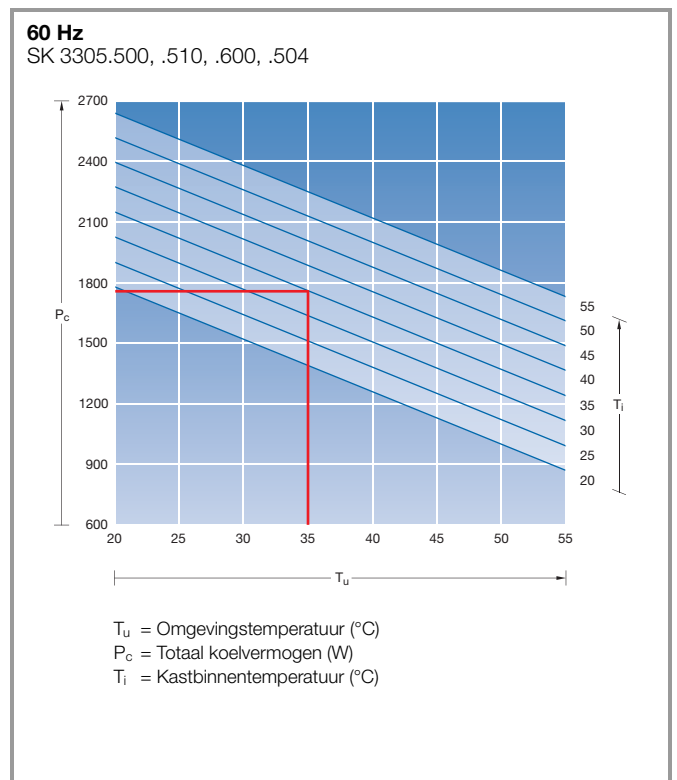
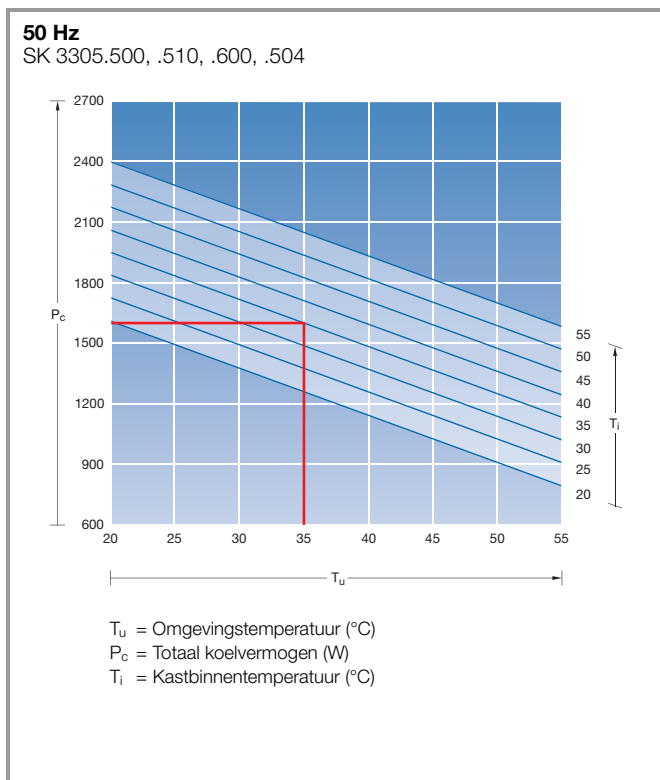


## Wandmontage-koelaggregaten TopTherm Blue e

Vermogensklasse 1000 W (115/230 V, 1~)



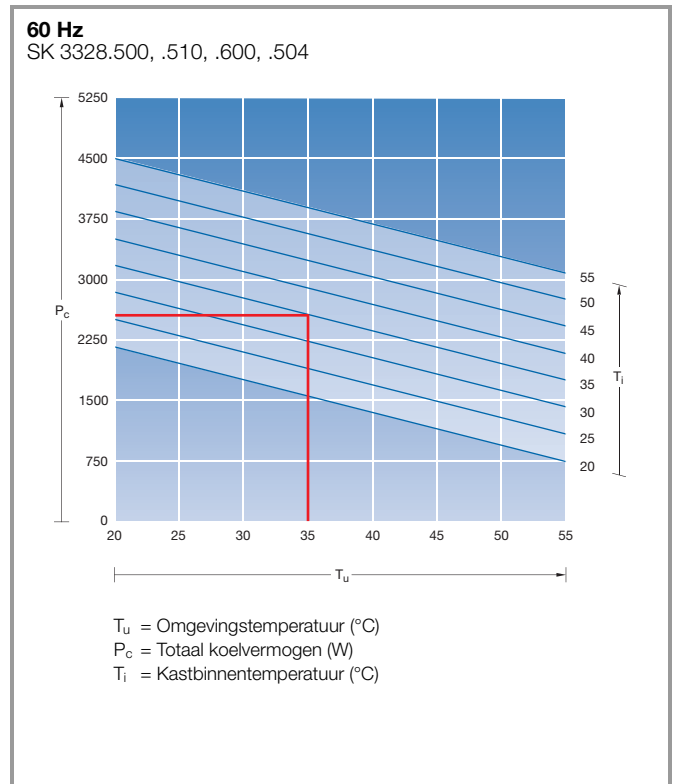
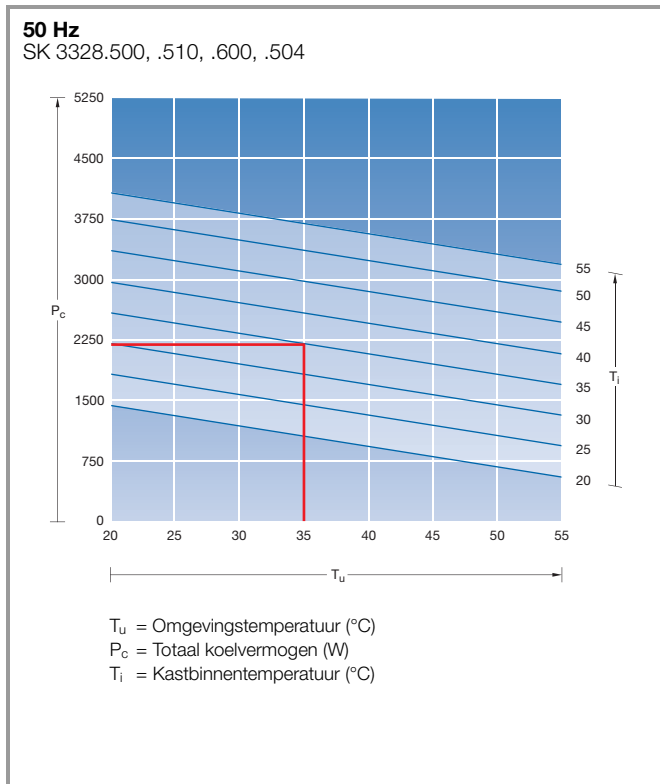
Vermogensklasse 1500 W (115/230 V, 1~)



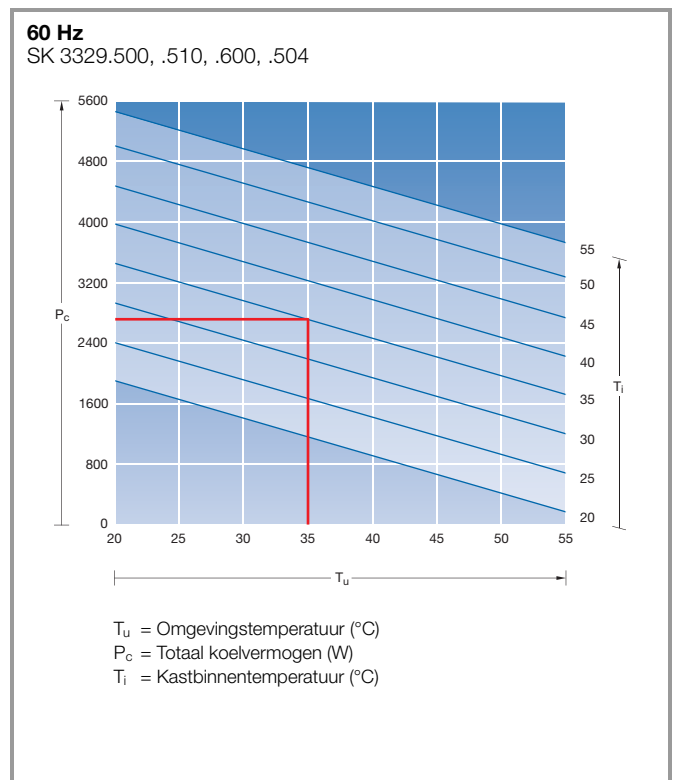
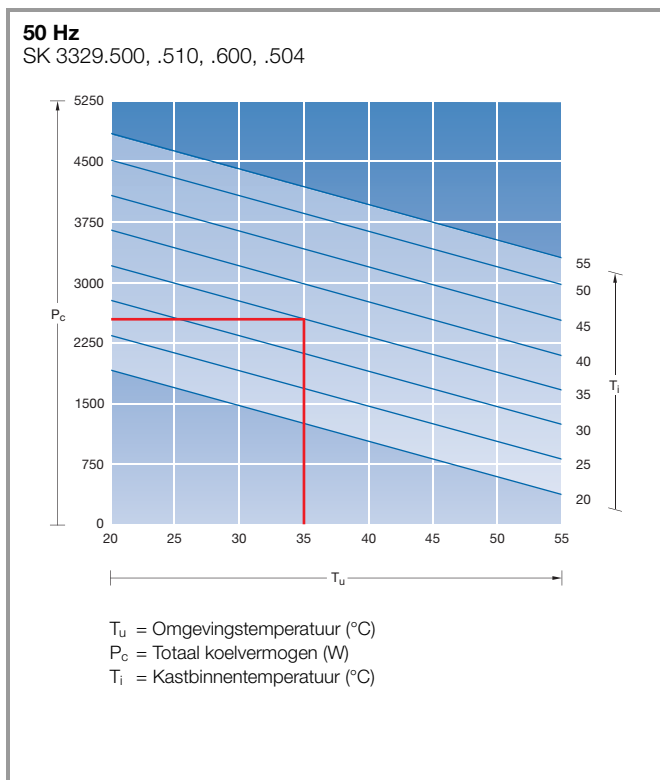
# Koelaggregaten

## Wandmontage-koelaggregaten TopTherm Blue e

Vermogensklasse 2000 W (115/230 V, 1~)



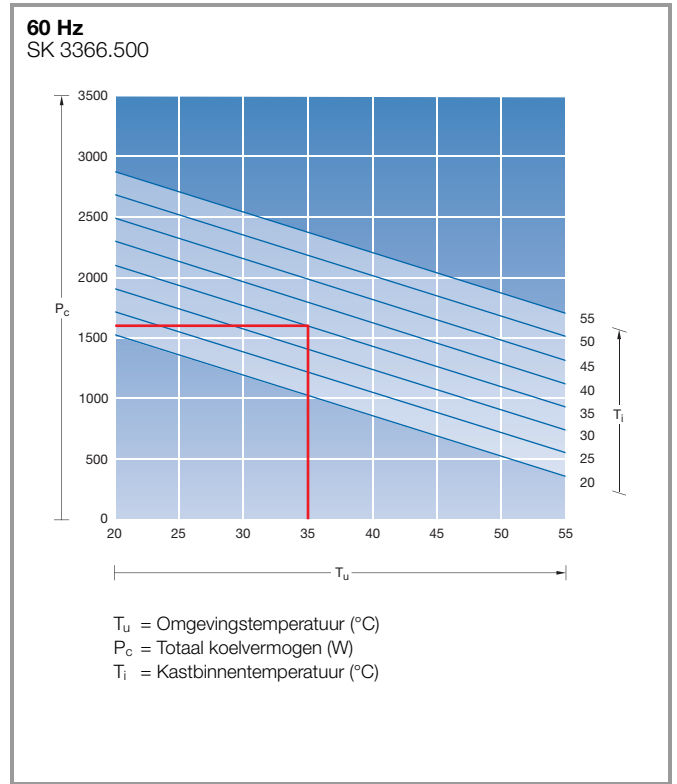
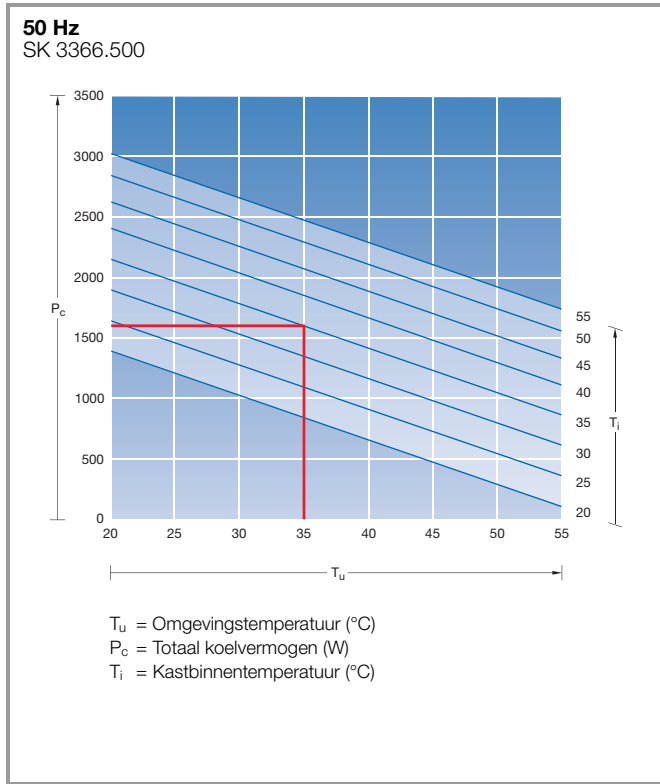
Vermogensklasse 2500 W (115/230 V, 1~)



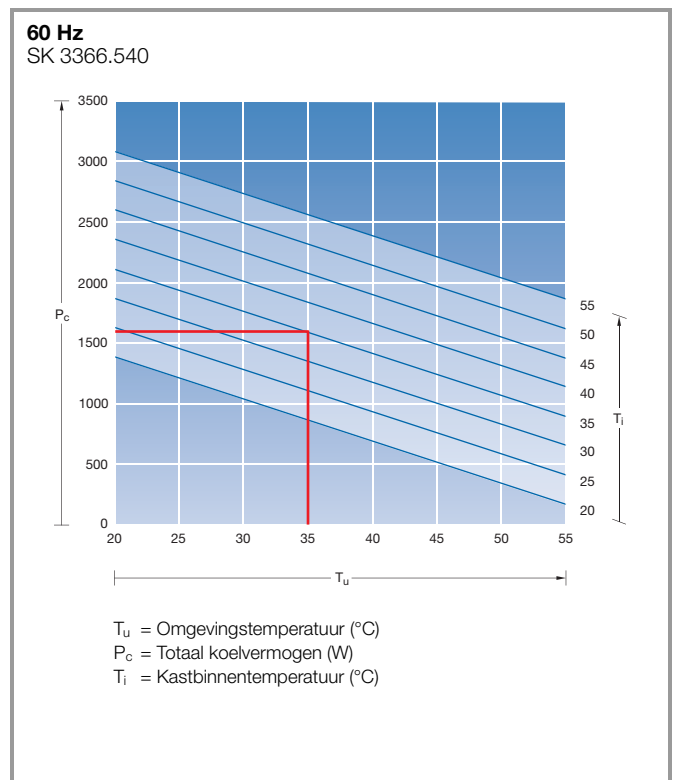
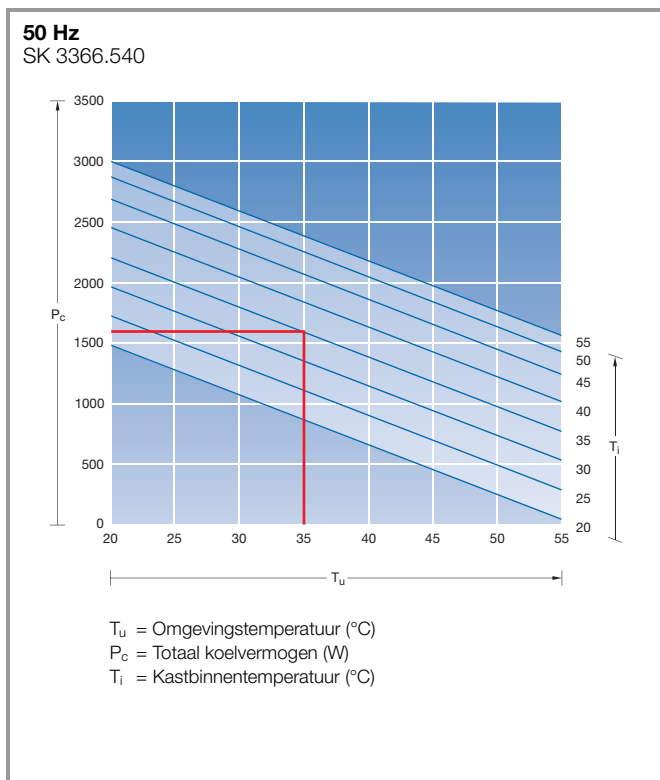


## Wandmontage-koelaggregaten TopTherm Blue e, vlak

Vermogensklasse 1500 W (230 V, 1~)



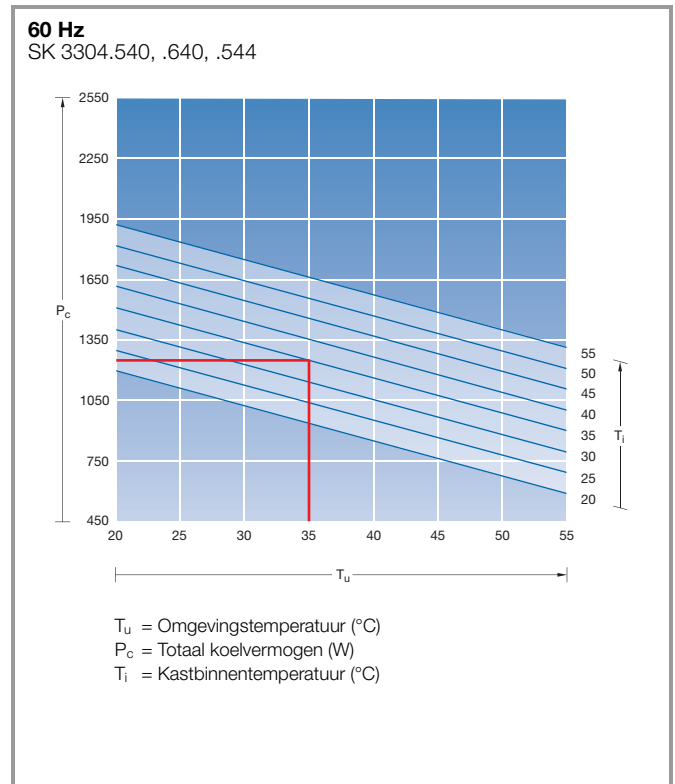
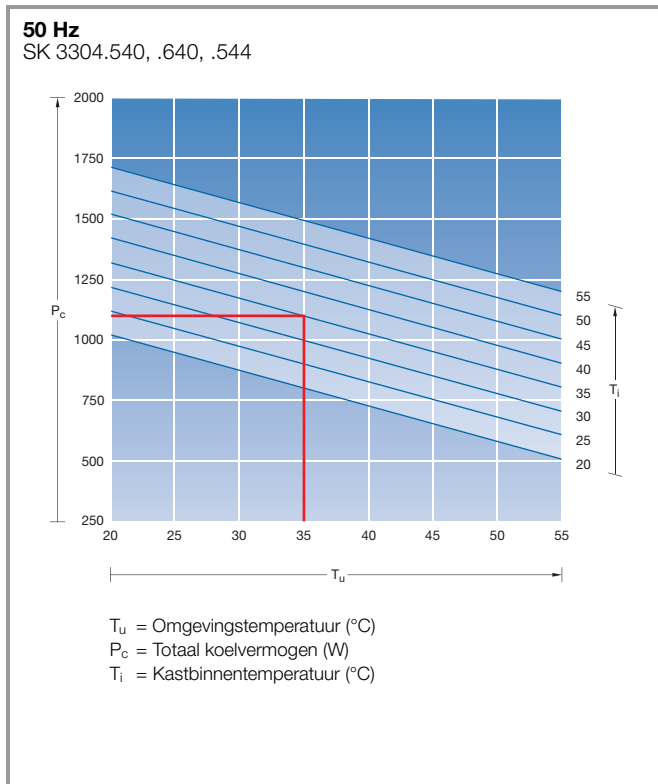
Vermogensklasse 1500 W (400/460 V, 3~)



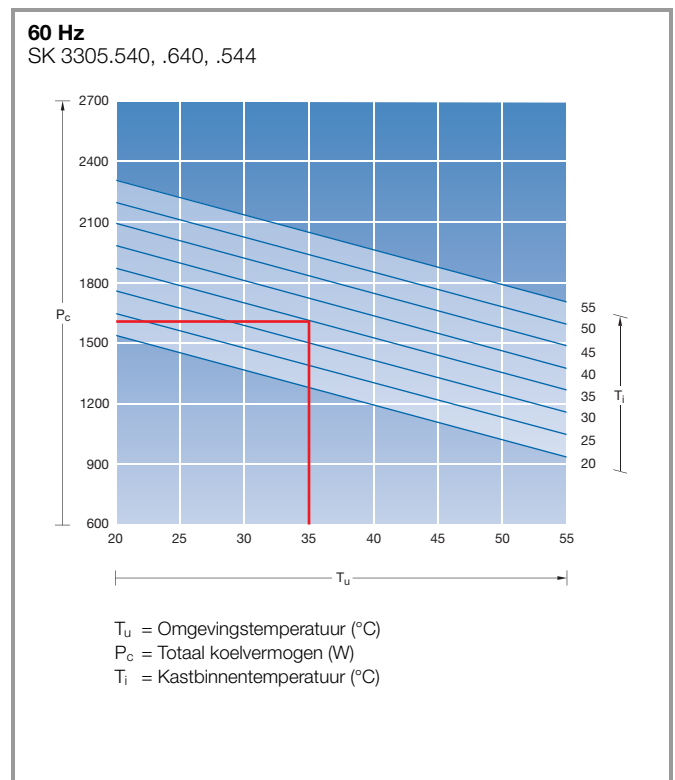
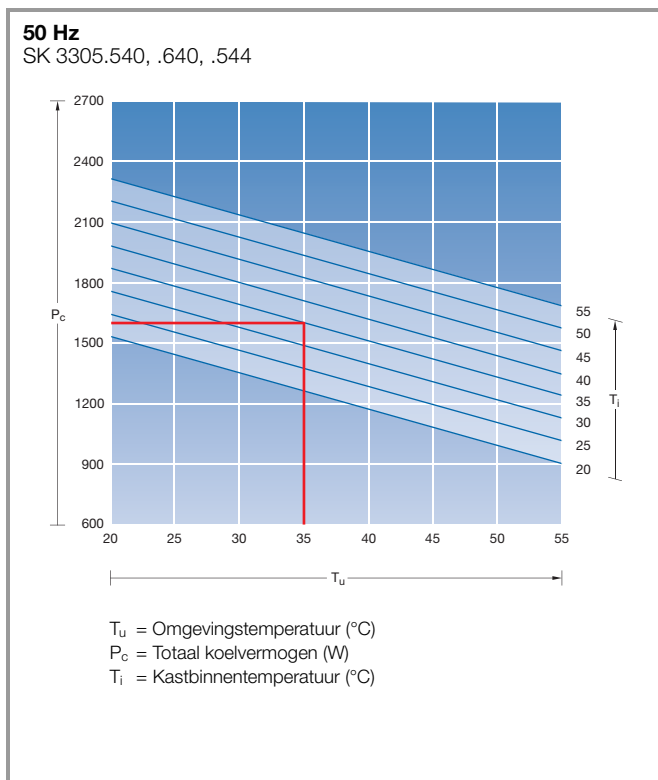
# Koelaggregaten

## Wandmontage-koelaggregaten TopTherm Blue e

Vermogensklasse 1000 W (400/460 V, 3~)



Vermogensklasse 1500 W (400/460 V, 3~)

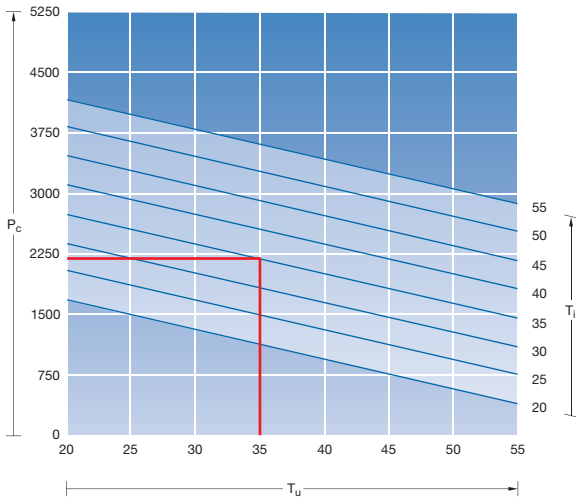


## Wandmontage-koelaggregaten TopTherm Blue e

Vermogensklasse 2000 W (400/460 V, 3~)

**50 Hz**

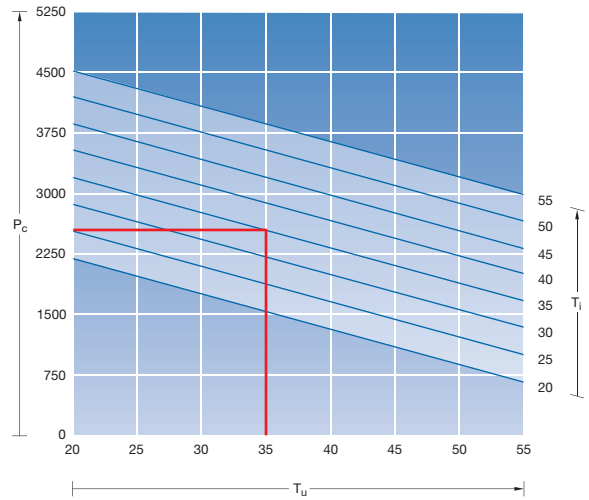
SK 3328.540, .640, .544



$T_u$  = Omgevingstemperatuur ( $^\circ\text{C}$ )  
 $P_c$  = Totaal koelvermogen (W)  
 $T_i$  = Kastbinnentemperatuur ( $^\circ\text{C}$ )

**60 Hz**

SK 3328.540, .640, .544

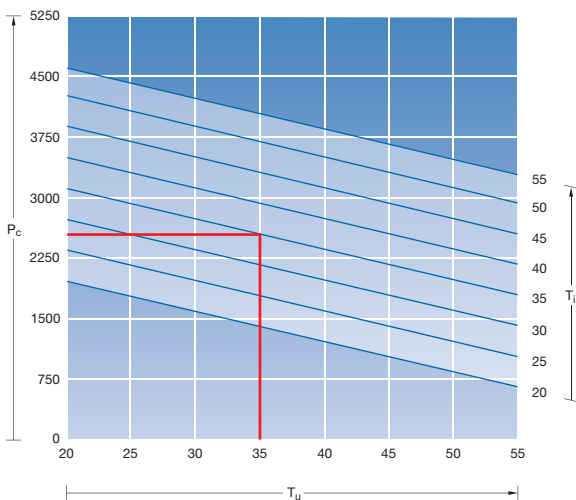


$T_u$  = Omgevingstemperatuur ( $^\circ\text{C}$ )  
 $P_c$  = Totaal koelvermogen (W)  
 $T_i$  = Kastbinnentemperatuur ( $^\circ\text{C}$ )

Vermogensklasse 2500 W (400/460 V, 3~)

**50 Hz**

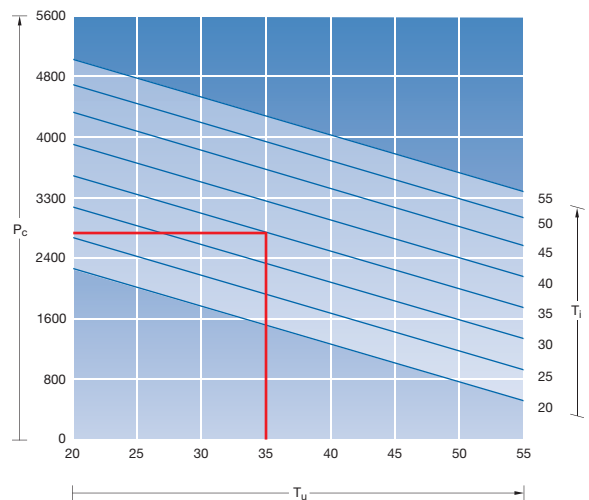
SK 3329.540, .640, .544



$T_u$  = Omgevingstemperatuur ( $^\circ\text{C}$ )  
 $P_c$  = Totaal koelvermogen (W)  
 $T_i$  = Kastbinnentemperatuur ( $^\circ\text{C}$ )

**60 Hz**

SK 3329.540, .640, .544



$T_u$  = Omgevingstemperatuur ( $^\circ\text{C}$ )  
 $P_c$  = Totaal koelvermogen (W)  
 $T_i$  = Kastbinnentemperatuur ( $^\circ\text{C}$ )

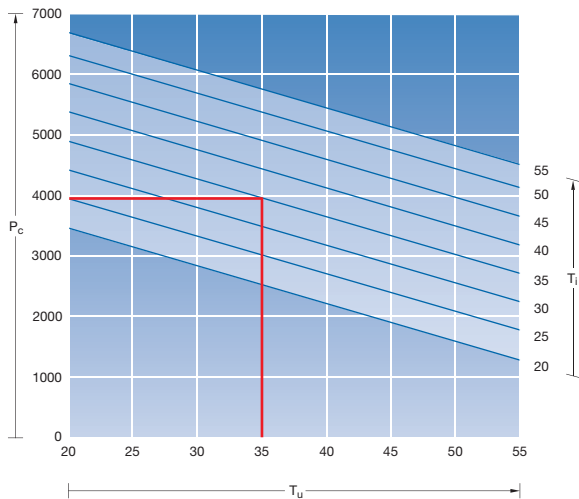
# Koelaggregaten

## Wandmontage-koelaggregaten TopTherm Blue e

Vermogensklasse 4000 W (400/460 V, 3~)

50/50 Hz

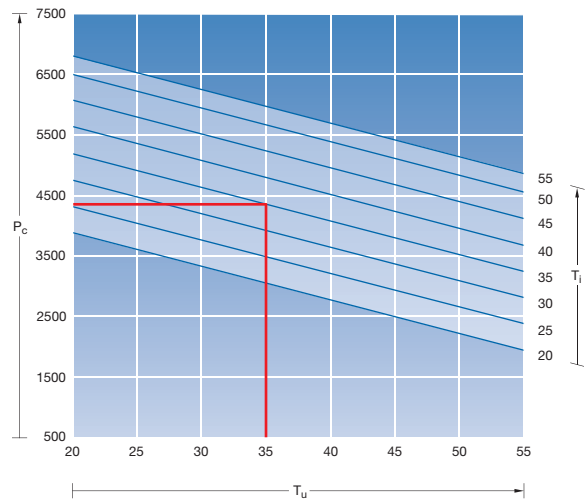
SK 3332.540, .640



T<sub>u</sub> = Omgevingstemperatuur (°C)  
P<sub>c</sub> = Totaal koelvermogen (W)  
T<sub>i</sub> = Kastbinnentemperatuur (°C)

50/60 Hz

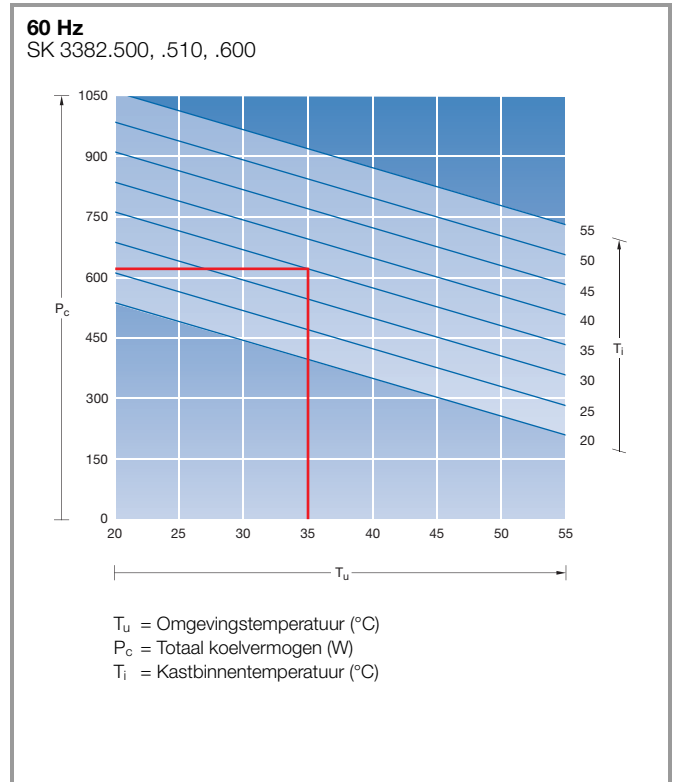
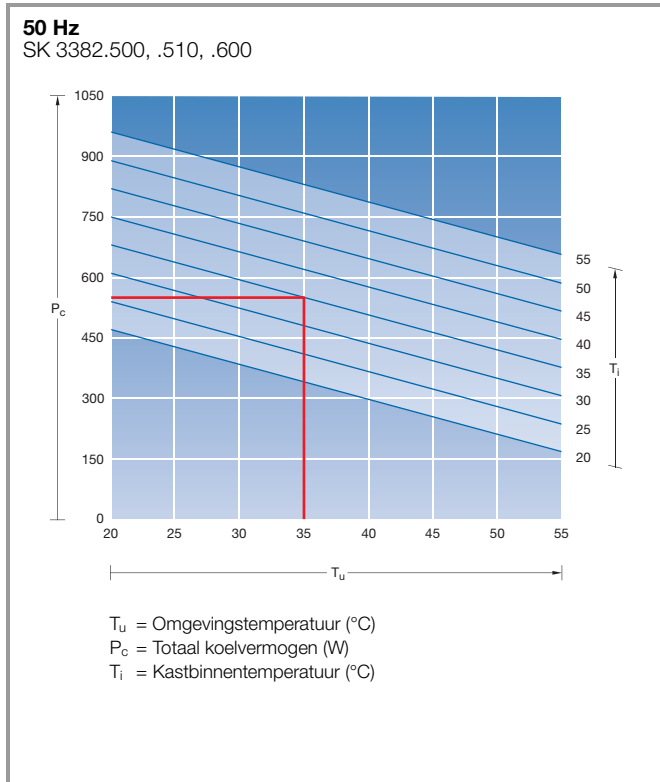
SK 3332.540, .640



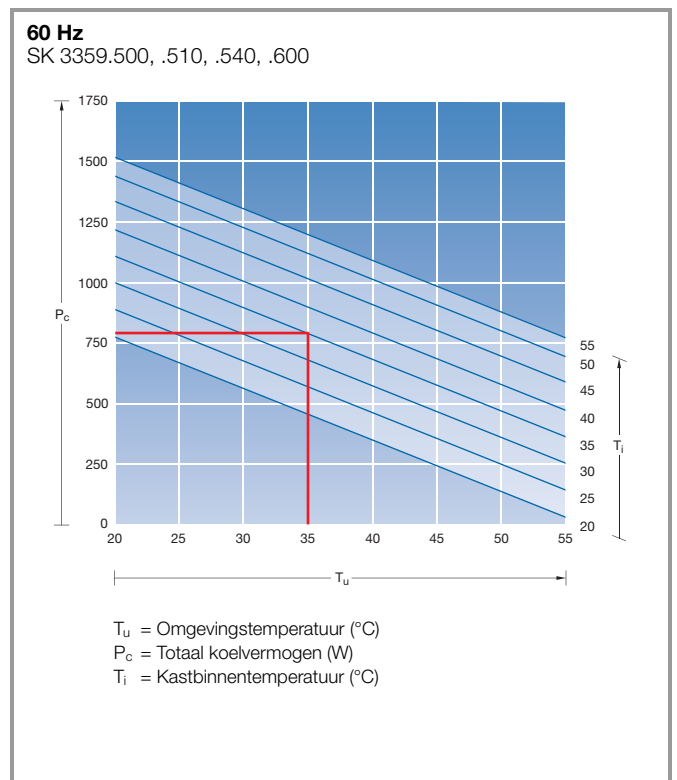
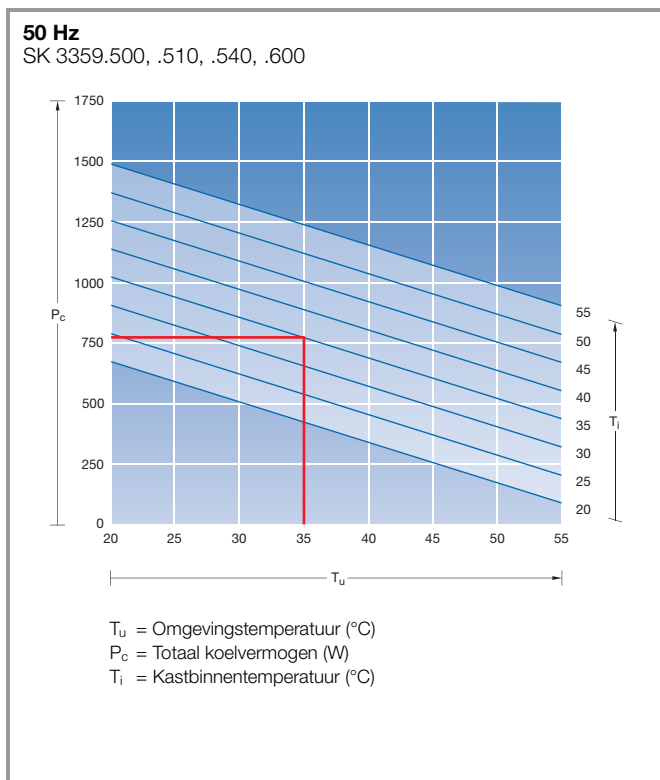
T<sub>u</sub> = Omgevingstemperatuur (°C)  
P<sub>c</sub> = Totaal koelvermogen (W)  
T<sub>i</sub> = Kastbinnentemperatuur (°C)

## Dakmontage-koelaggregaten TopTherm Blue e

Vermogensklasse 500 W (115/230 V, 1~)



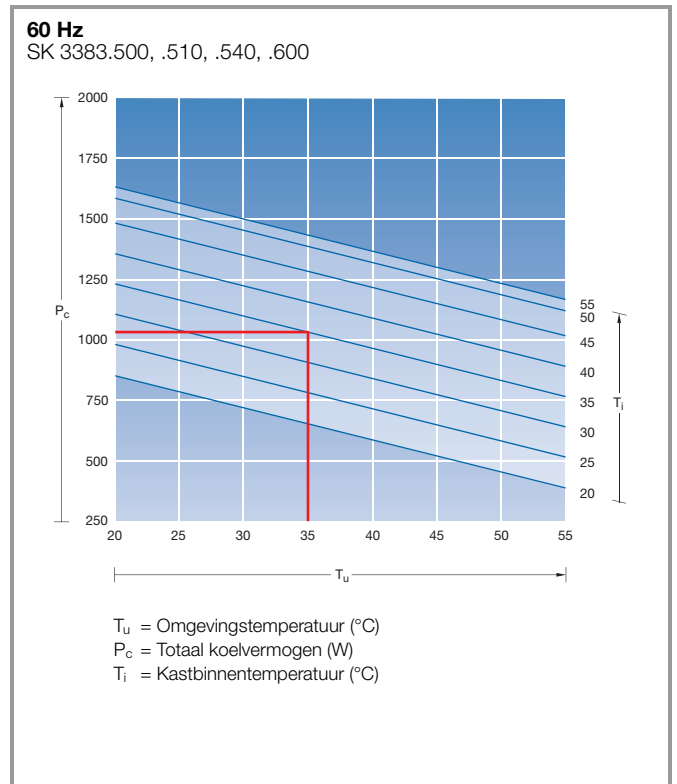
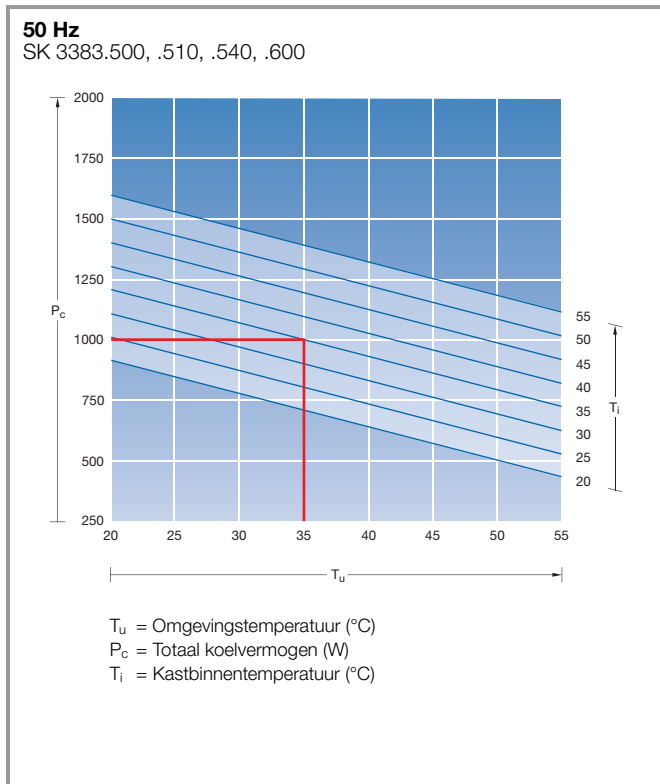
Vermogensklasse 750 W (115/230 V, 1~, 400 V, 2~)



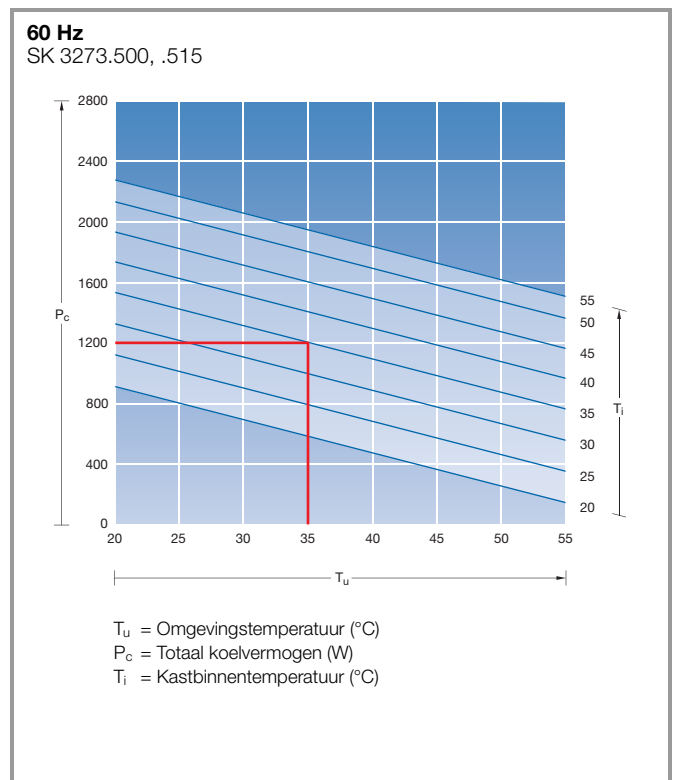
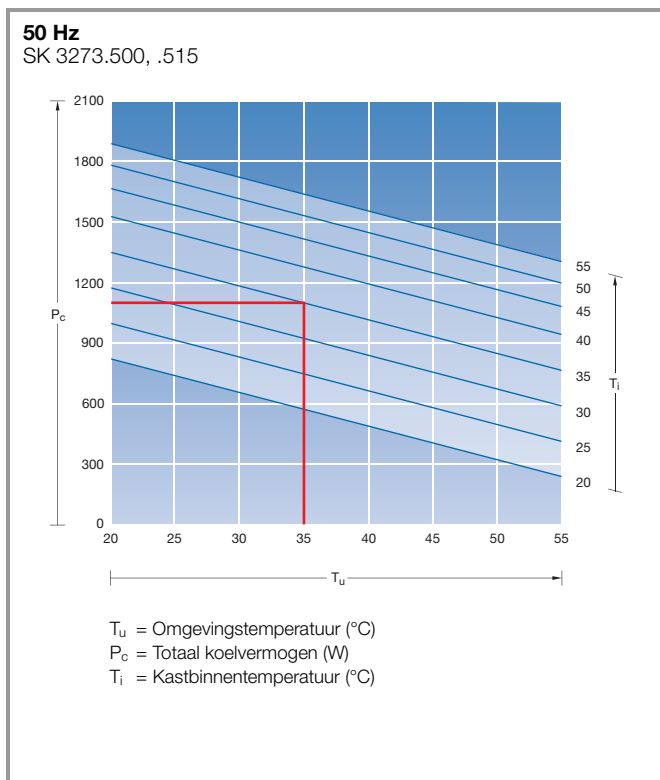
# Koelaggregaten

## Dakmontage-koelaggregaten TopTherm Blue e

Vermogensklasse 1000 W (115/230 V, 1~, 400 V, 2~)

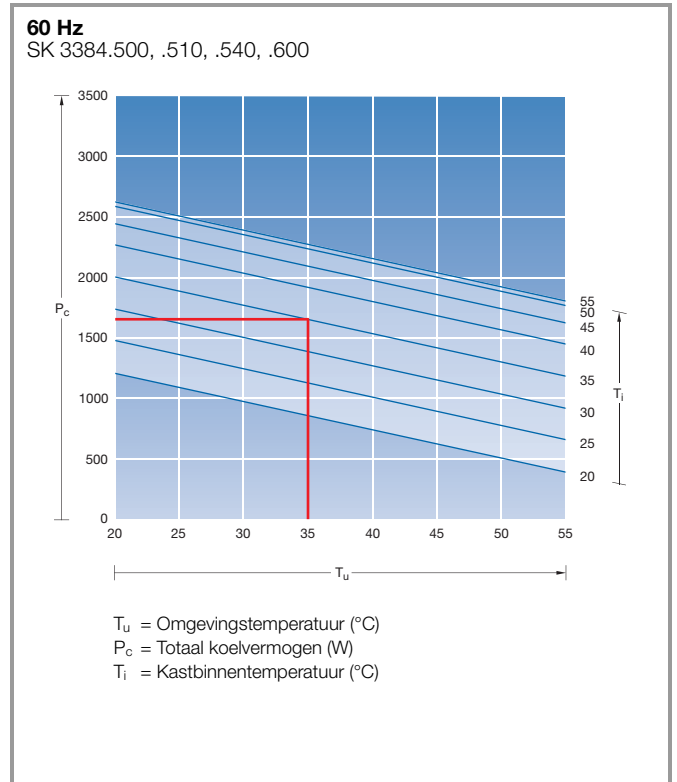
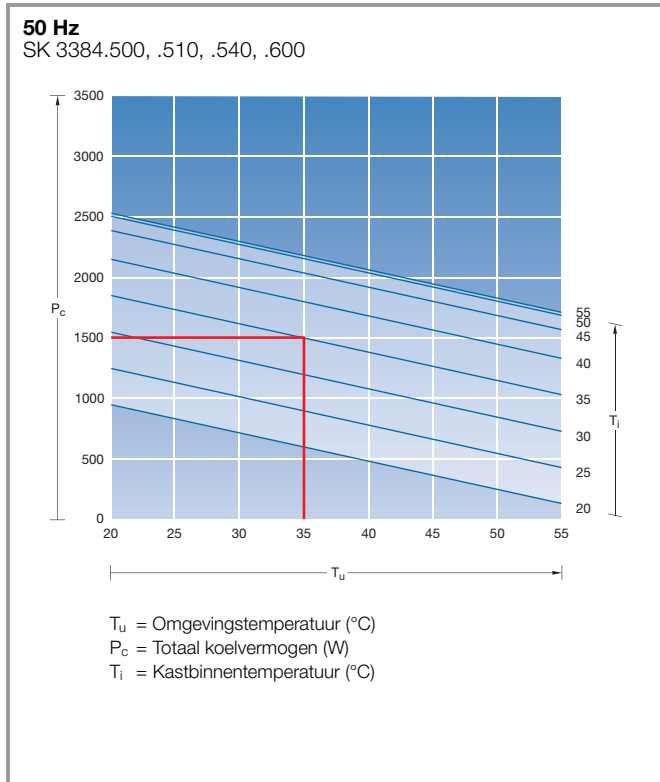


## Vermogensklasse 1100 W (115/230 V, 1~)

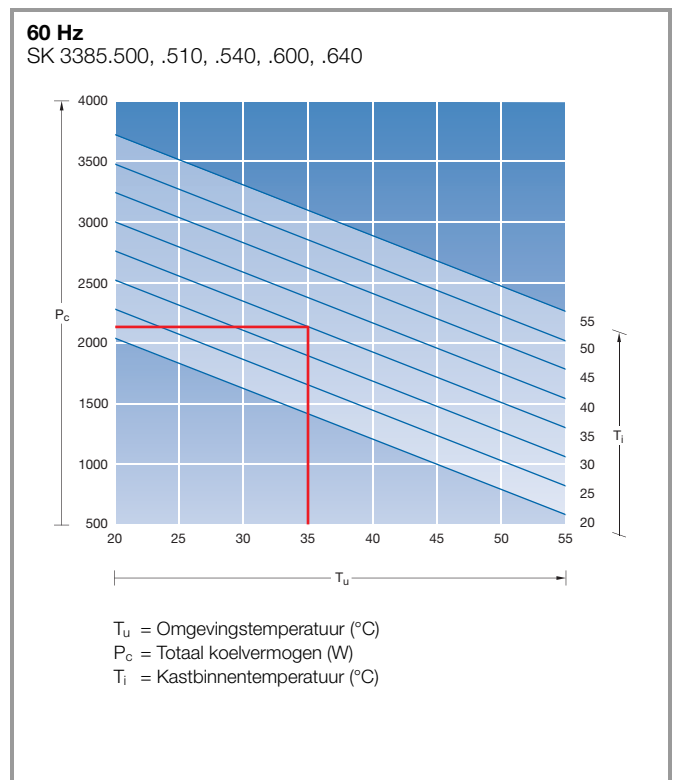
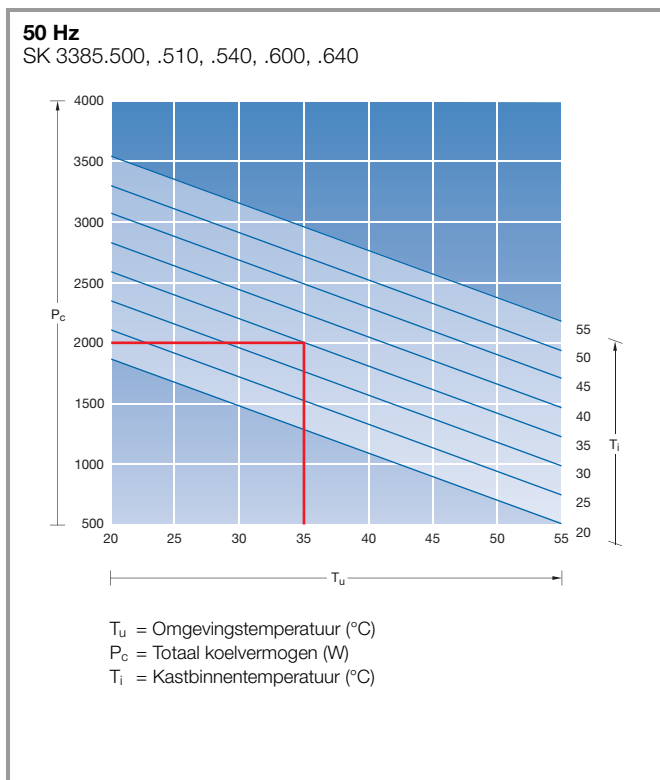


## Dakmontage-koelaggregaten TopTherm Blue e

Vermogensklasse 1500 W (115/230 V, 1~, 400 V, 2~)



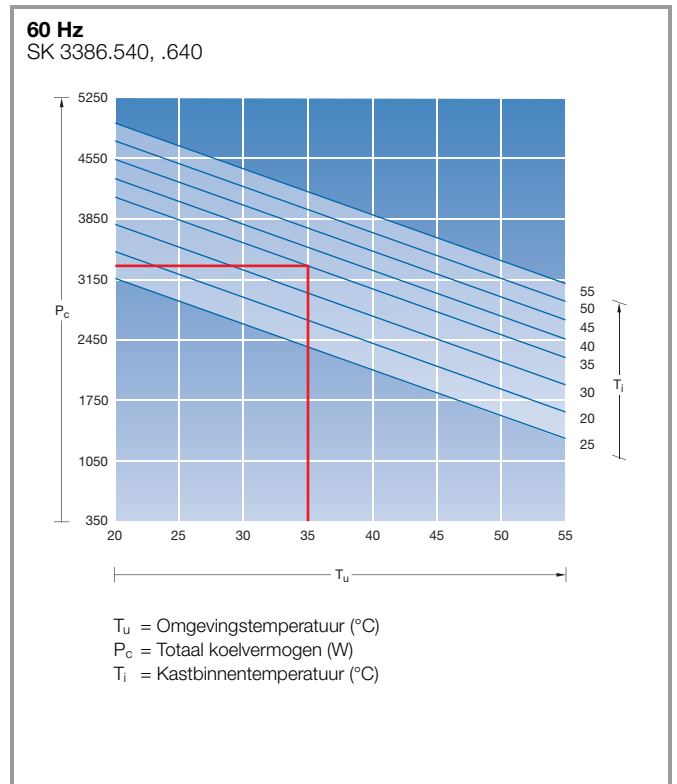
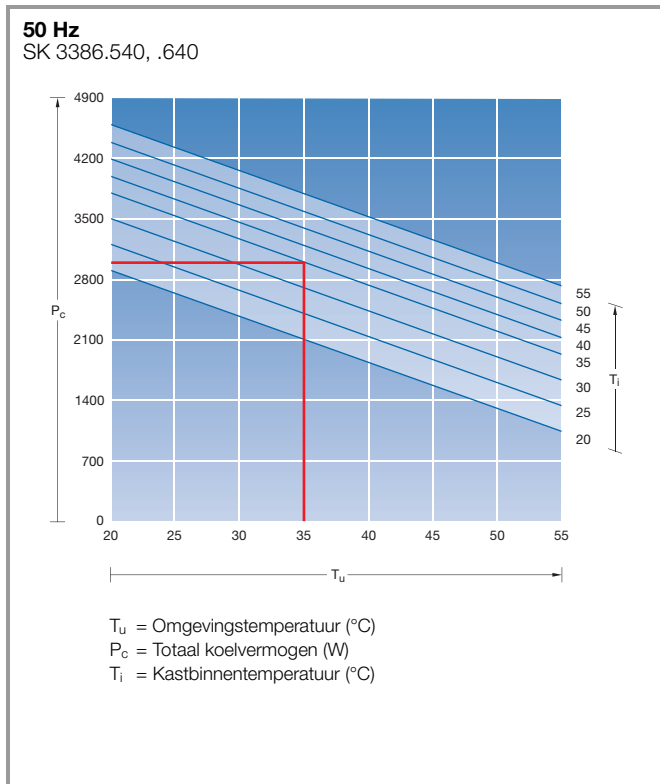
Vermogensklasse 2000 W (115/230 V, 1~, 400 V, 2~)



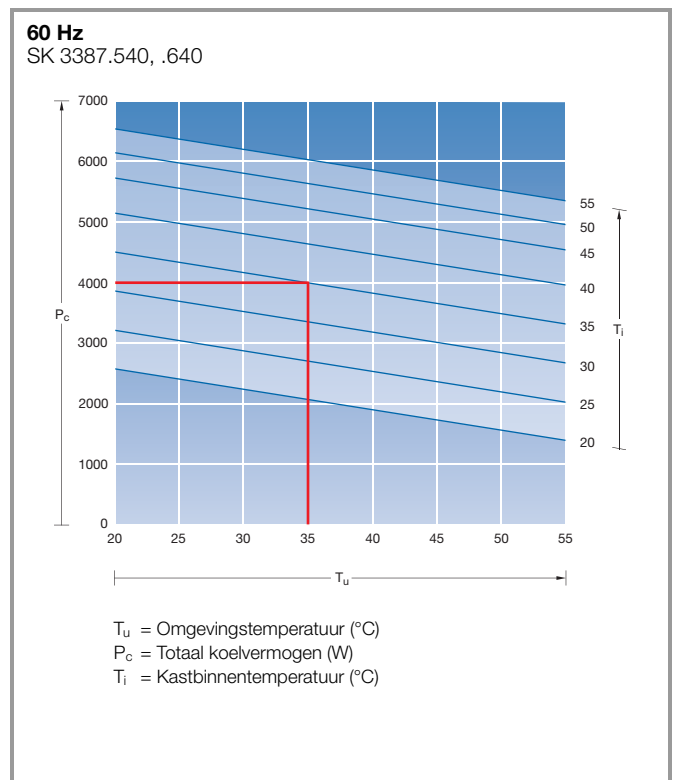
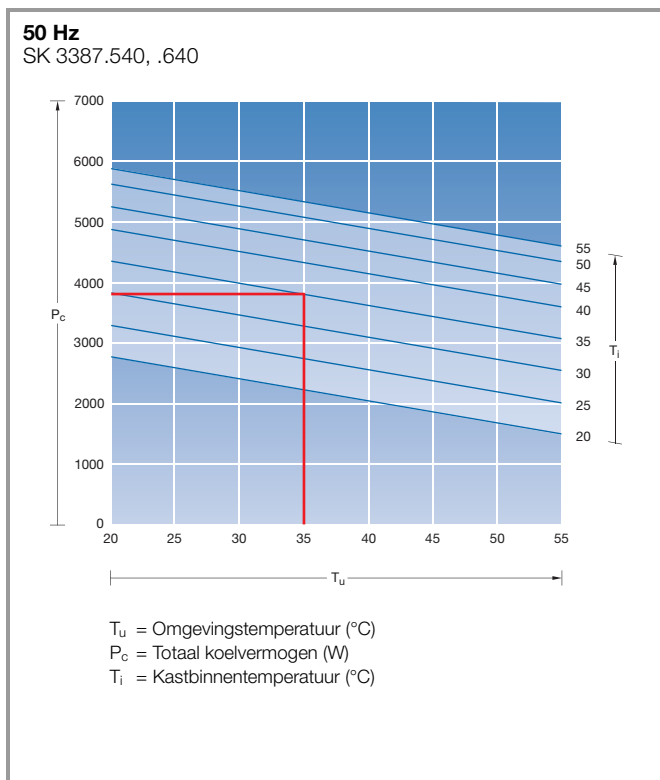
# Koelaggregaten

## Dakmontage-koelaggregaten TopTherm Blue e

Vermogensklasse 3000 W (400/460 V, 3~)



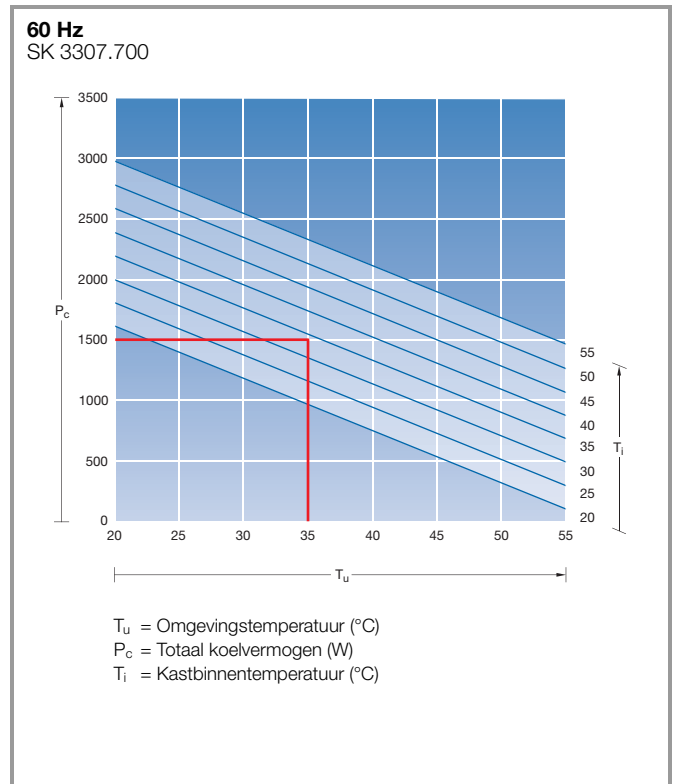
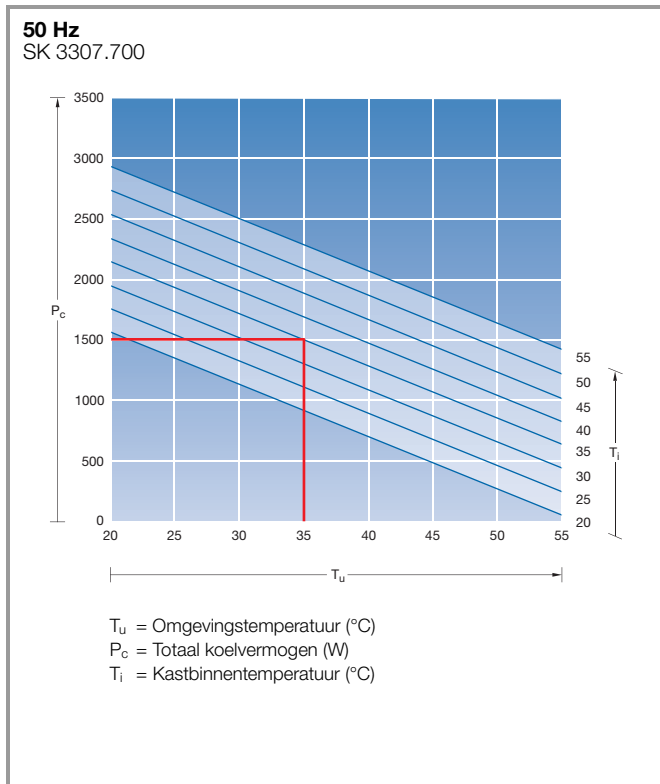
Vermogensklasse 4000 W (400/460 V, 3~)



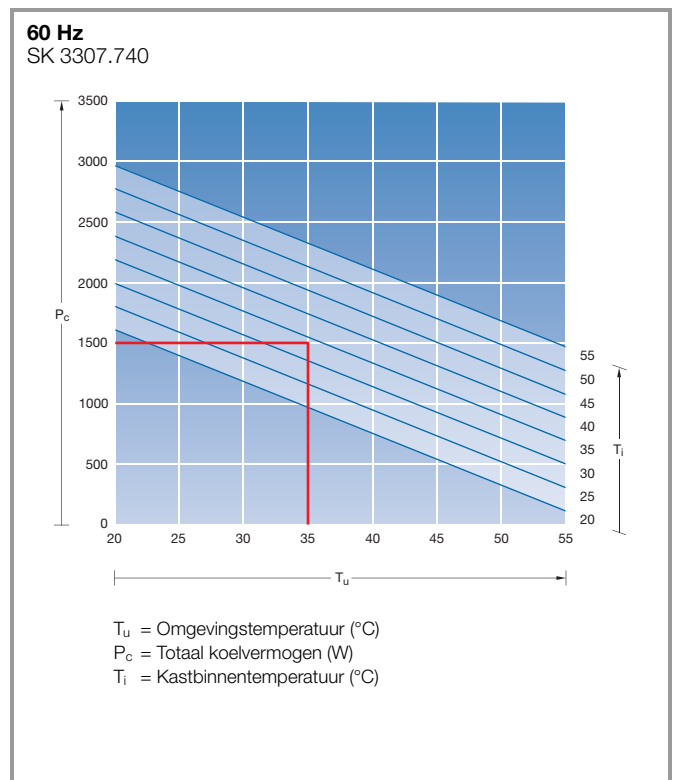
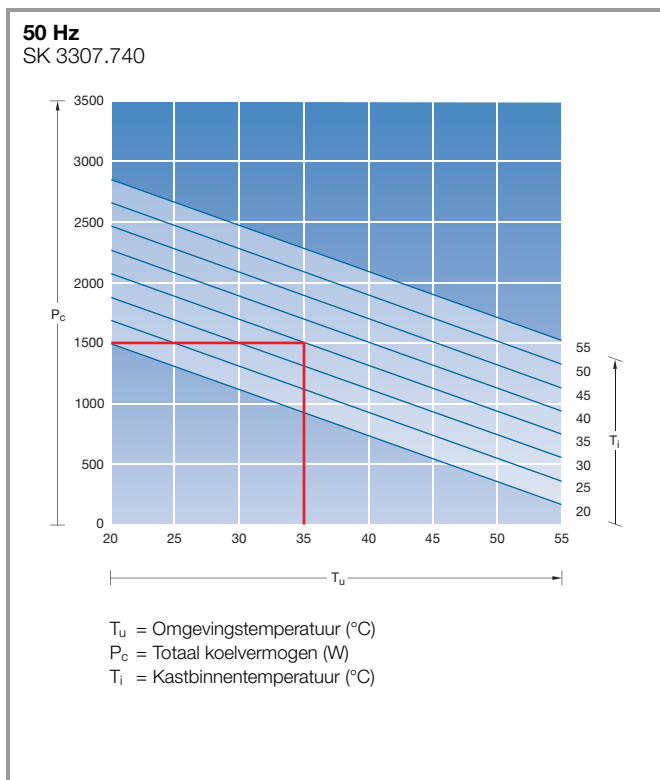


## Klimaatmoduulconcept koelmoduul Blue e

Vermogensklasse 1500 W (230 V, 1~)



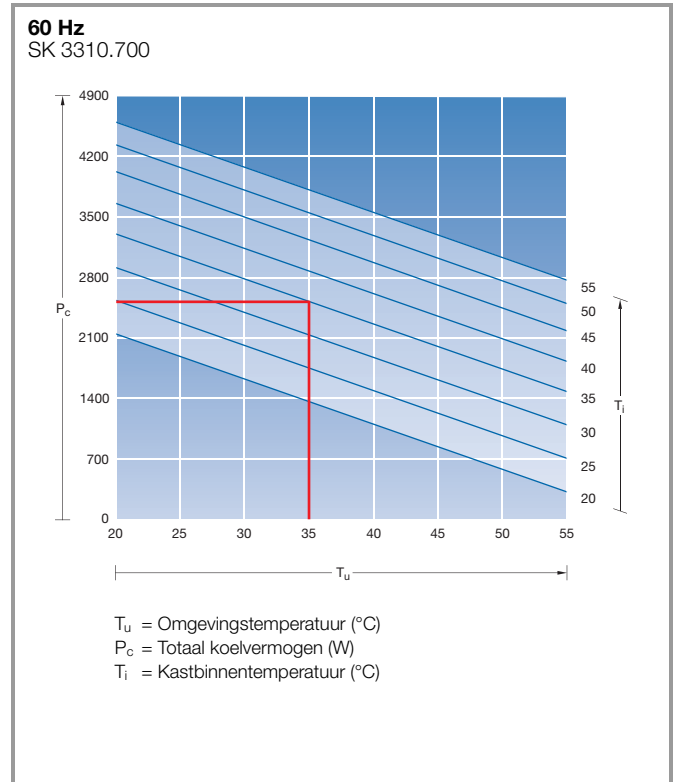
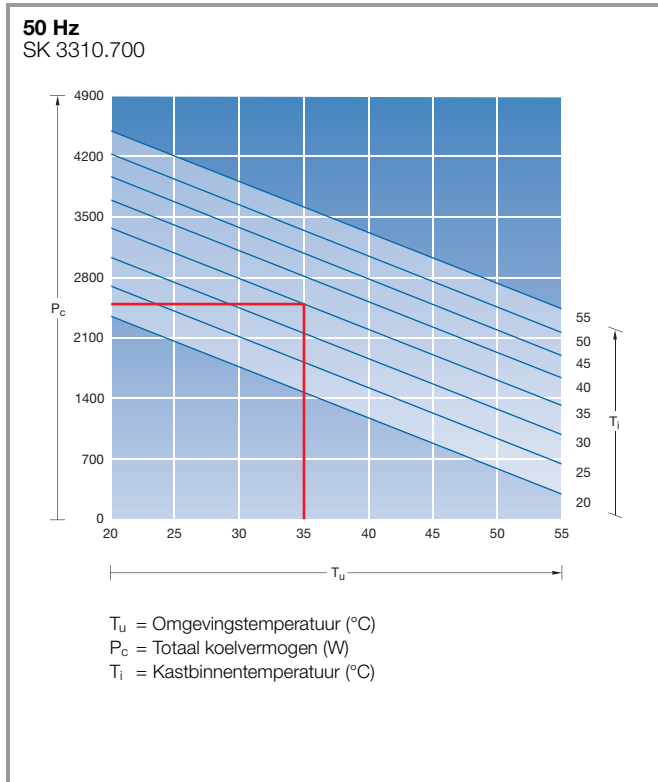
Vermogensklasse 1500 W (400/460 V, 3~)



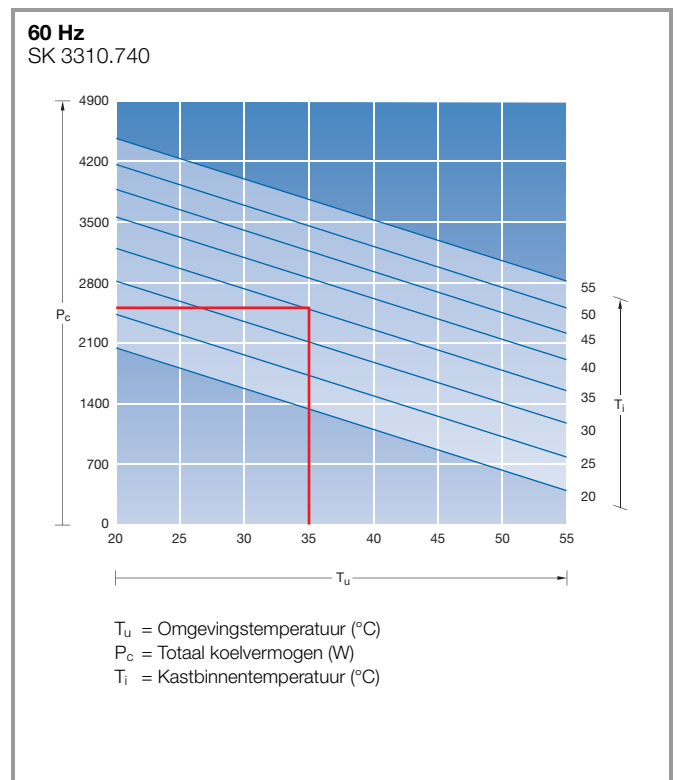
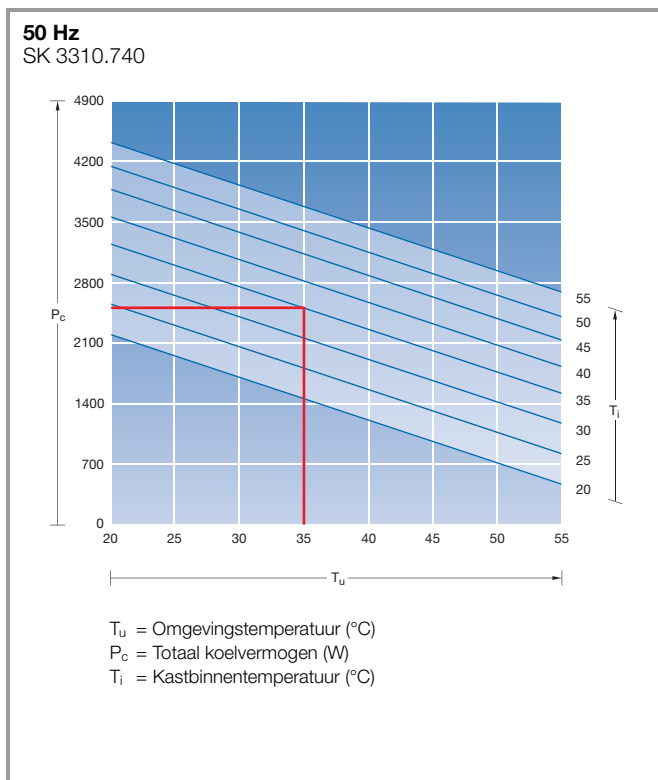
# Koelaggregaten

## Klimaatmoduulconcept koelmoduul Blue e

Vermogensklasse 2500 W (230 V, 1~)



Vermogensklasse 2500 W (400/460 V, 3~)

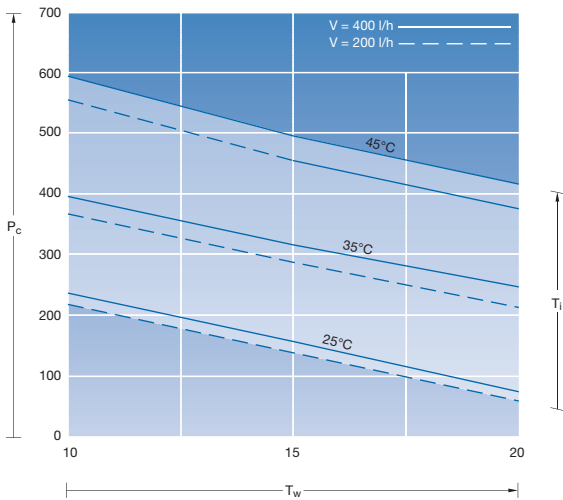


## Lucht/water-warmtewisselaars voor wandmontage

Vermogensklasse 300 W

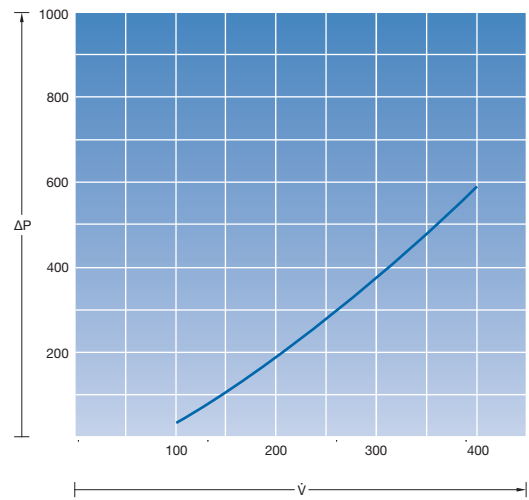
Watervoerende delen: Koper/messing (Cu/CuZn)

50/60 Hz  
SK 3212.024, .115, .230



$T_w$  = Waterinlaattemperatuur (°C)  
 $P_c$  = Totaal koelvermogen (W)  
 $T_i$  = Kastbinnentemperatuur (°C)

Waterweerstandskarakteristiek  
SK 3212.024, .115, .230

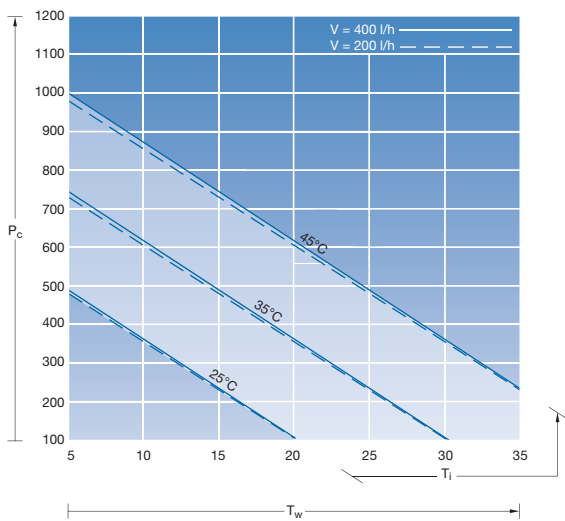


$\dot{V}$  = Volumestroom (l/h)  
 $\Delta P$  = Waterweerstand (mbar)

Vermogensklasse 600 W

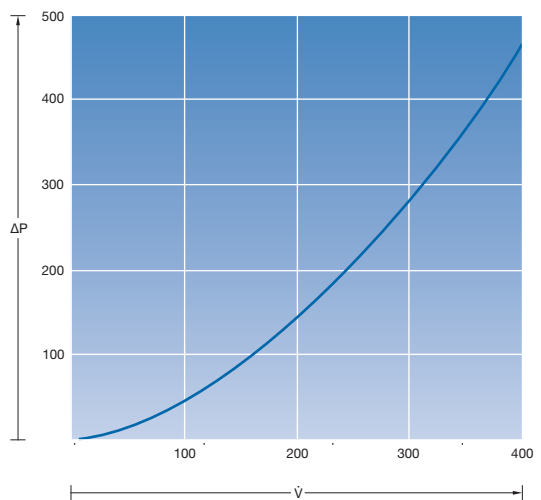
Watervoerende delen: Koper/messing (Cu/CuZn)

50/60 Hz  
SK 3214.100



$T_w$  = Waterinlaattemperatuur (°C)  
 $P_c$  = Totaal koelvermogen (W)  
 $T_i$  = Kastbinnentemperatuur (°C)

Waterweerstandskarakteristiek  
SK 3214.100

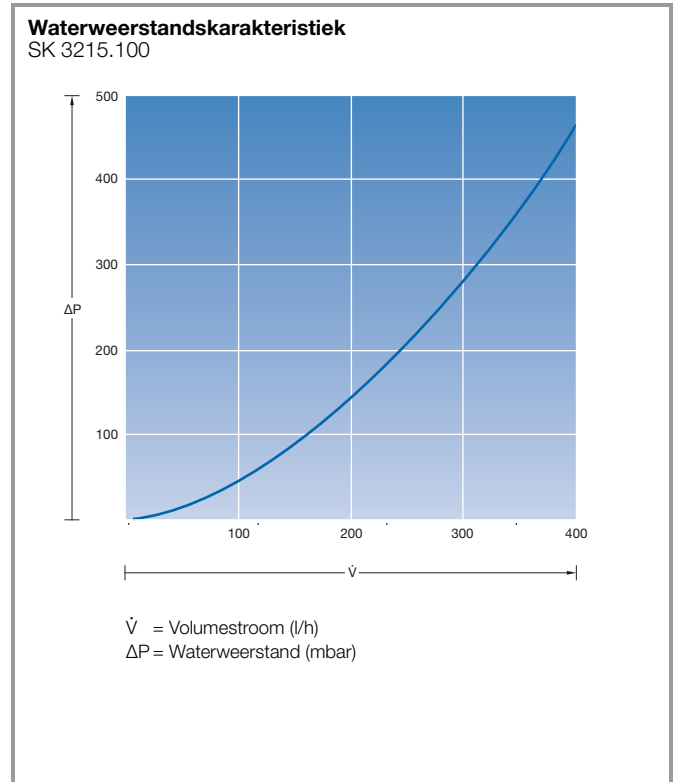
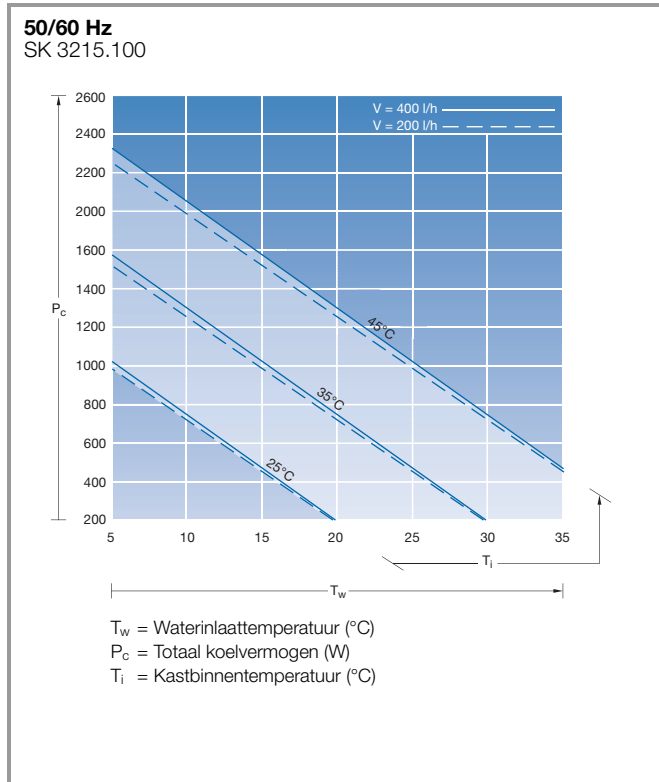


$\dot{V}$  = Volumestroom (l/h)  
 $\Delta P$  = Waterweerstand (mbar)

## Lucht/water-warmtewisselaars voor wandmontage

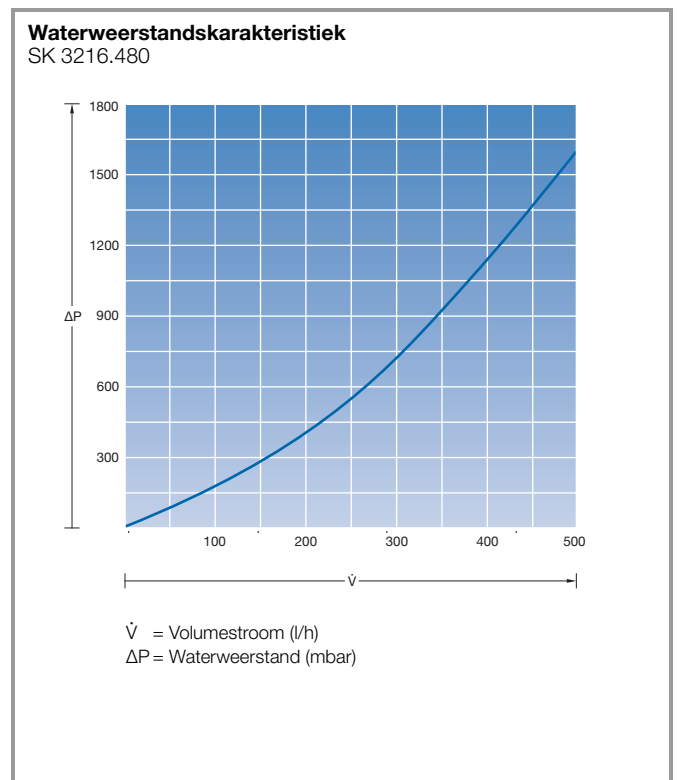
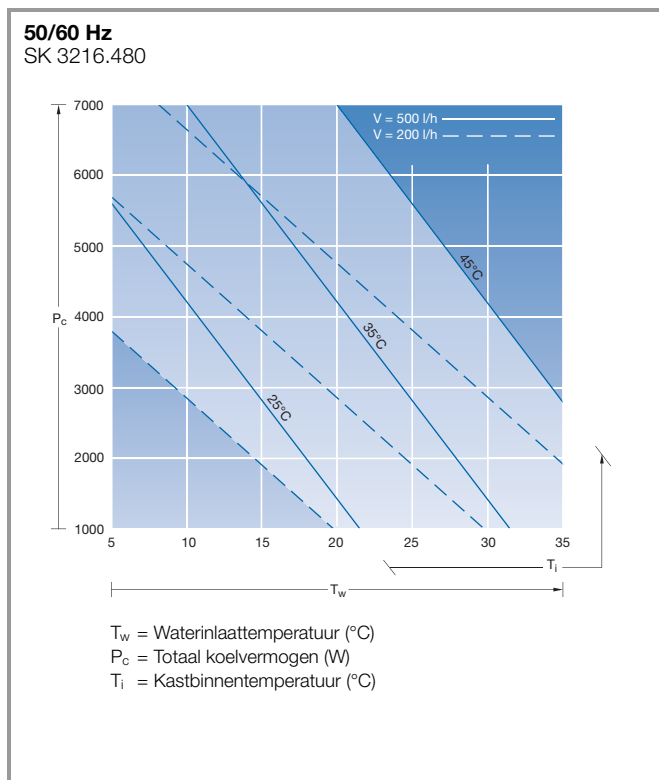
Vermogensklasse 1250 W

Watervoerende delen: Koper/messing (Cu/CuZn)



Vermogensklasse 7000 W

Watervoerende delen: Koper/messing (Cu/CuZn)



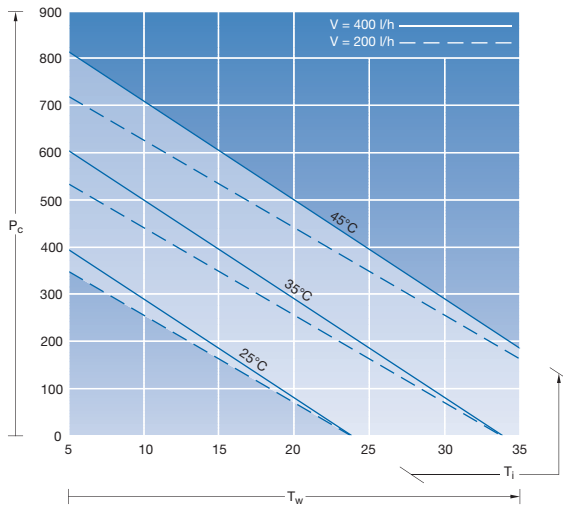
## Lucht/water-warmtewisselaars voor wandmontage

Vermogensklasse 500 W

Watervoerende delen: Koper/messing (Cu/CuZn)

**50 Hz**

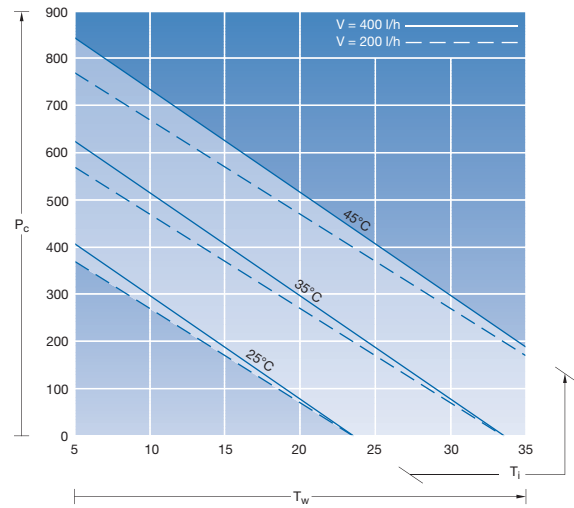
SK 3363.100, .500



$T_w$  = Waterinlaattemperatuur (°C)  
 $P_c$  = Totaal koelvermogen (W)  
 $T_i$  = Kastbinnentemperatuur (°C)

**60 Hz**

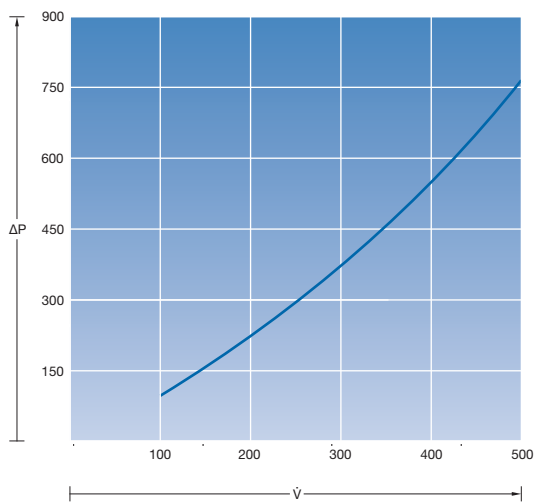
SK 3363.100, .500



$T_w$  = Waterinlaattemperatuur (°C)  
 $P_c$  = Totaal koelvermogen (W)  
 $T_i$  = Kastbinnentemperatuur (°C)

## Waterweerstandskarakteristiek

SK 3363.100, .500



$\dot{V}$  = Volumestroom (l/h)  
 $\Delta P$  = Waterweerstand (mbar)

# Vloeistofkoeling

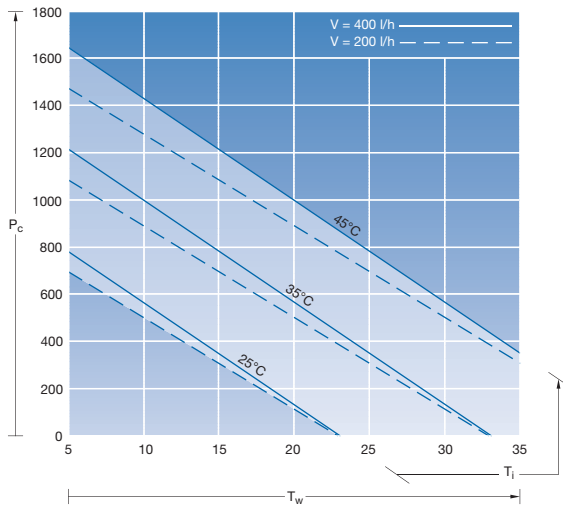
## Lucht/water-warmtewisselaars voor wandmontage

Vermogensklasse 1000 W

Watervoerende delen: Koper/messing (Cu/CuZn)

### 50 Hz

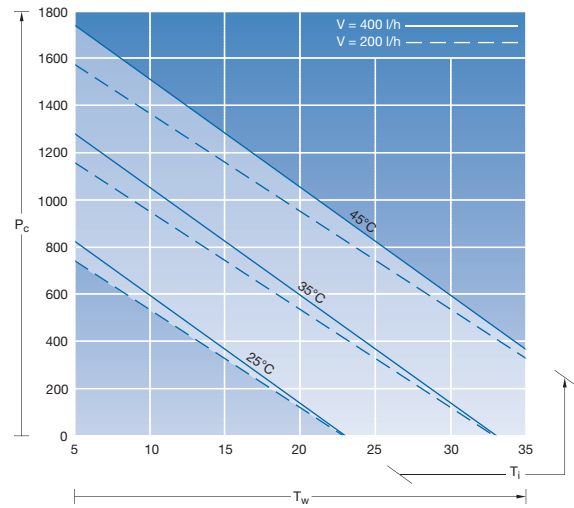
SK 3364.100, .500



$T_w$  = Waterinlaattemperatuur (°C)  
 $P_c$  = Totaal koelvermogen (W)  
 $T_i$  = Kastbinnentemperatuur (°C)

### 60 Hz

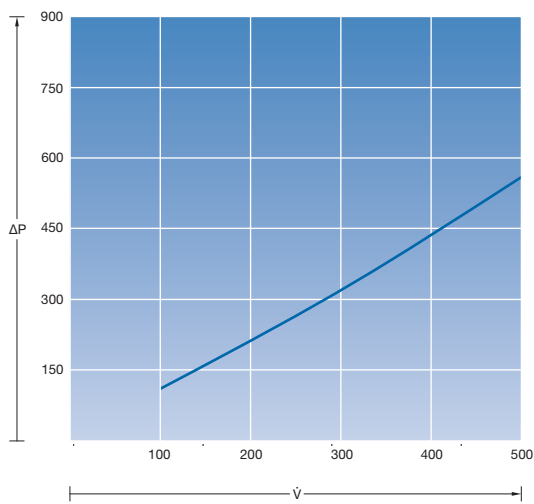
SK 3364.100, .500



$T_w$  = Waterinlaattemperatuur (°C)  
 $P_c$  = Totaal koelvermogen (W)  
 $T_i$  = Kastbinnentemperatuur (°C)

### Waterweerstandskarakteristiek

SK 3364.100, .500



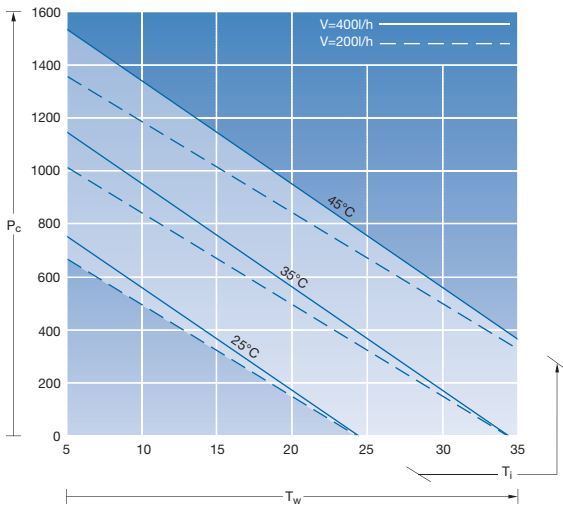
$\dot{V}$  = Volumestroom (l/h)  
 $\Delta P$  = Waterweerstand (mbar)

## Lucht/water-warmtewisselaars voor wandmontage

Vermogensklasse 1000 W

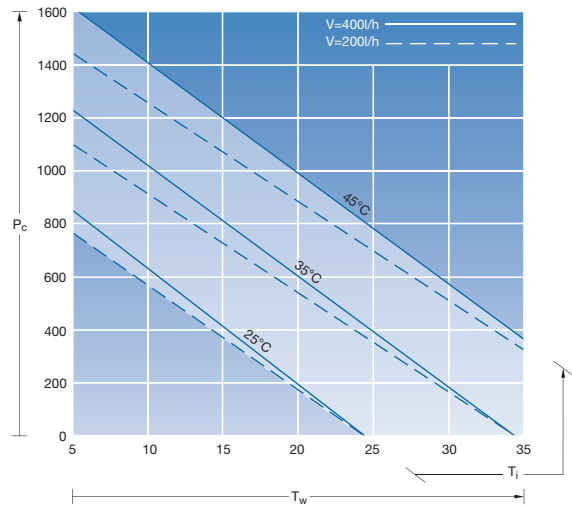
Watervoerende delen: Roestvaststaal (1.4571)

**50 Hz**  
SK 3364.504



$T_w$  = Waterinlaattemperatuur (°C)  
 $P_c$  = Totaal koelvermogen (W)  
 $T_i$  = Kastbinnentemperatuur (°C)

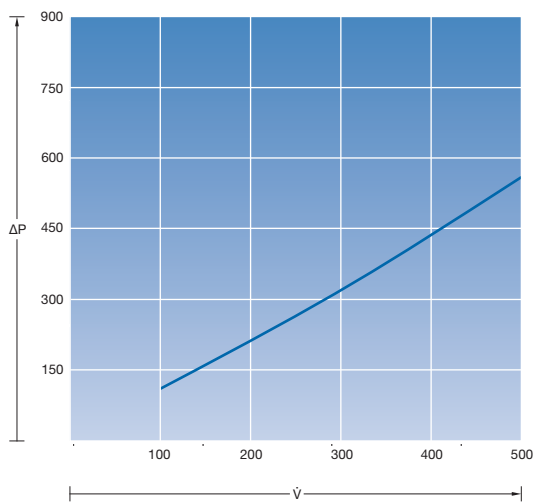
**60 Hz**  
SK 3364.504



$T_w$  = Waterinlaattemperatuur (°C)  
 $P_c$  = Totaal koelvermogen (W)  
 $T_i$  = Kastbinnentemperatuur (°C)

## Waterweerstandskarakteristiek

SK 3364.504



$\dot{V}$  = Volumestroom (l/h)  
 $\Delta P$  = Waterweerstand (mbar)

# Vloeistofkoeling

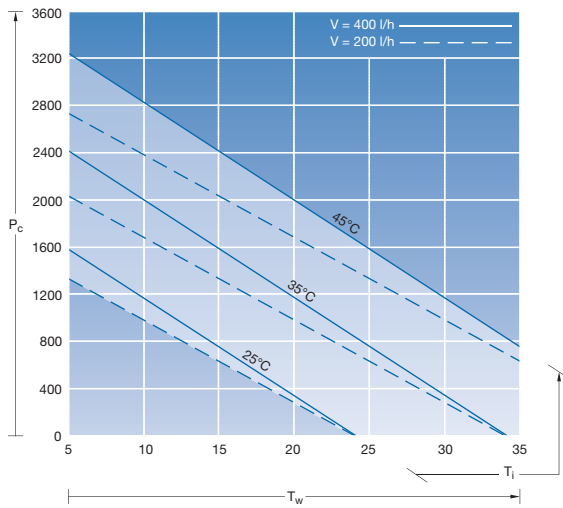
## Lucht/water-warmtewisselaars voor wandmontage

Vermogensklasse 2000 W

Watervoerende delen: Koper/messing (Cu/CuZn)

**50 Hz**

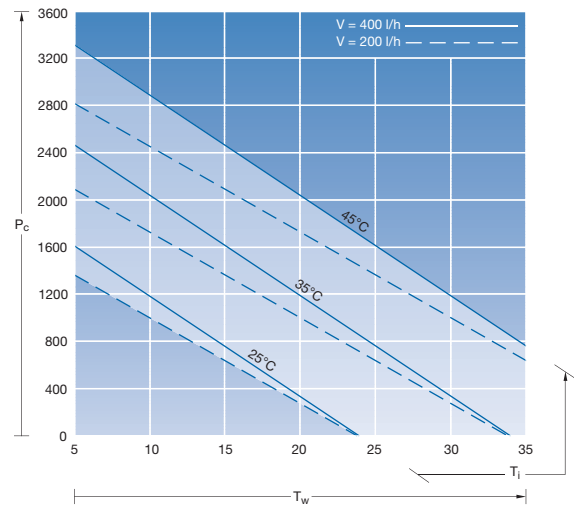
SK 3373.100, .500



$T_w$  = Waterinlaattemperatuur (°C)  
 $P_c$  = Totaal koelvermogen (W)  
 $T_i$  = Kastbinnentemperatuur (°C)

**60 Hz**

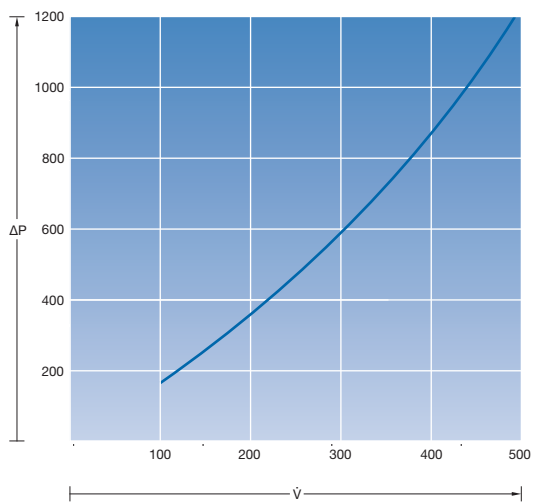
SK 3373.100, .500



$T_w$  = Waterinlaattemperatuur (°C)  
 $P_c$  = Totaal koelvermogen (W)  
 $T_i$  = Kastbinnentemperatuur (°C)

### Waterweerstandskarakteristiek

SK 3373.100, .500



$\dot{V}$  = Volumestroom (l/h)  
 $\Delta P$  = Waterweerstand (mbar)



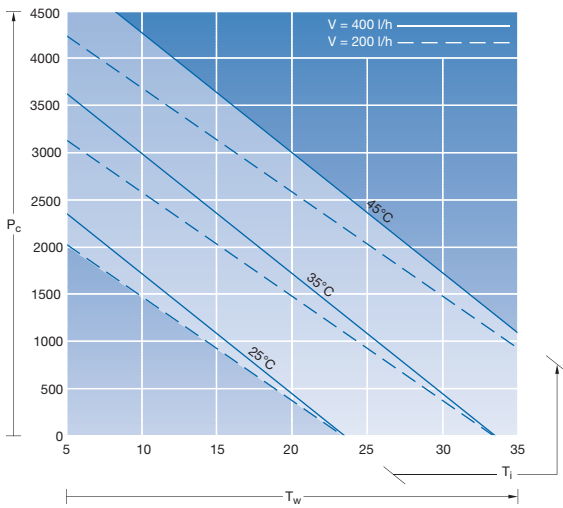
## Lucht/water-warmtewisselaars voor wandmontage

Vermogensklasse 3000 W

Watervoerende delen: Koper/messing (Cu/CuZn)

**50 Hz**

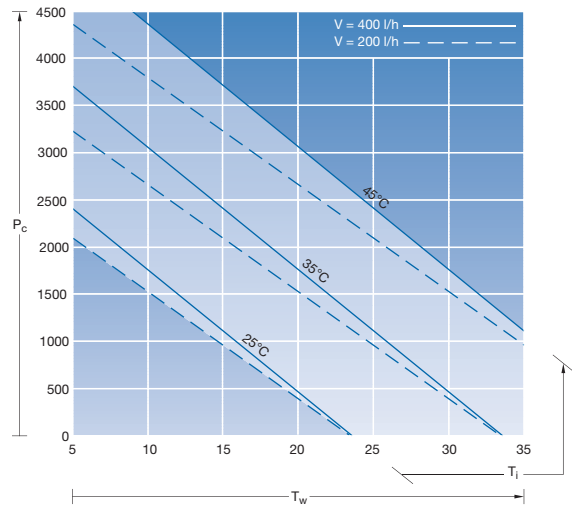
SK 3374.100, .500



$T_w$  = Waterinlaattemperatuur (°C)  
 $P_c$  = Totaal koelvermogen (W)  
 $T_i$  = Kastbinnentemperatuur (°C)

**60 Hz**

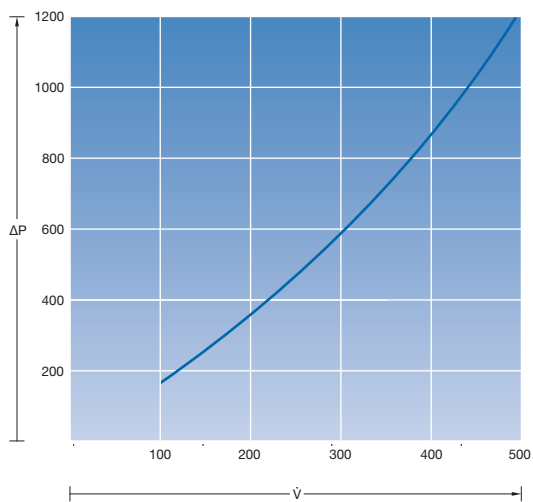
SK 3374.100, .500



$T_w$  = Waterinlaattemperatuur (°C)  
 $P_c$  = Totaal koelvermogen (W)  
 $T_i$  = Kastbinnentemperatuur (°C)

## Waterweerstandskarakteristiek

SK 3374.100, .500



$\dot{V}$  = Volumestroom (l/h)  
 $\Delta P$  = Waterweerstand (mbar)

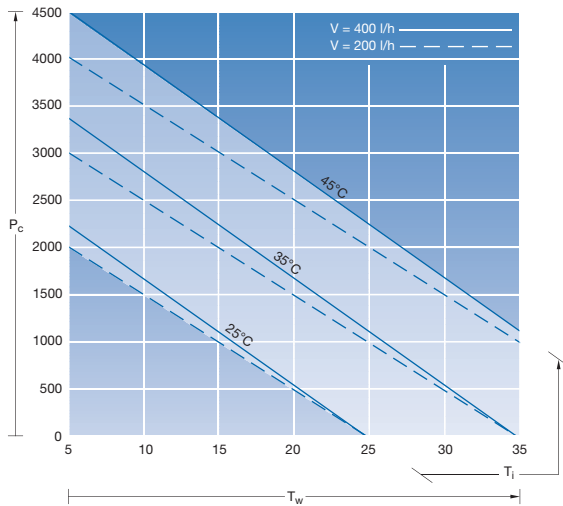
# Vloeistofkoeling

## Lucht/water-warmtewisselaars voor wandmontage

Vermogensklasse 2500 W

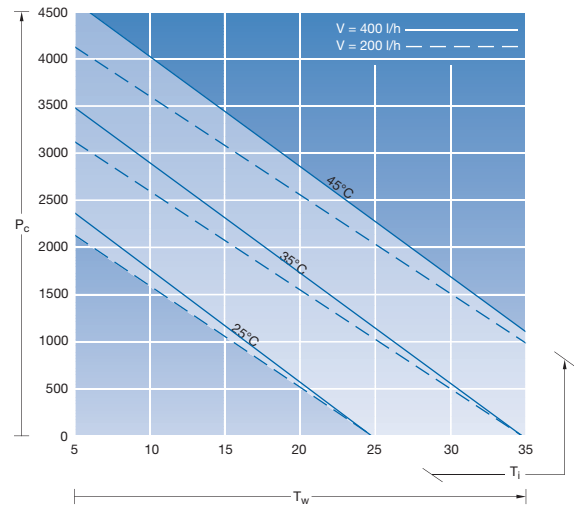
Watervoerende delen: Roestvaststaal (1.4571)

**50 Hz**  
SK 3374.504



$T_w$  = Waterinlaattemperatuur (°C)  
 $P_c$  = Totaal koelvermogen (W)  
 $T_i$  = Kastbinnentemperatuur (°C)

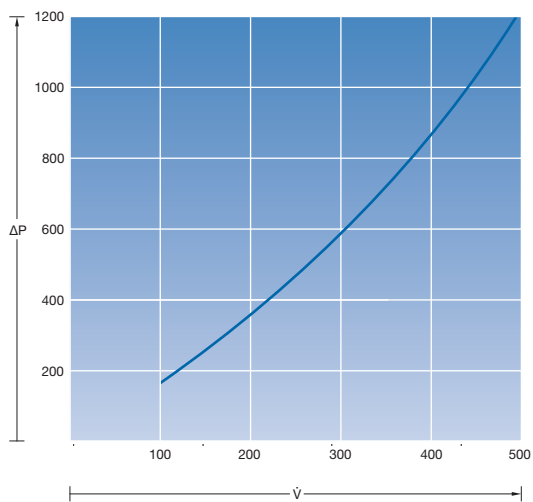
**60 Hz**  
SK 3374.504



$T_w$  = Waterinlaattemperatuur (°C)  
 $P_c$  = Totaal koelvermogen (W)  
 $T_i$  = Kastbinnentemperatuur (°C)

### Waterweerstandskarakteristiek

SK 3374.504



$\dot{V}$  = Volumestroom (l/h)  
 $\Delta P$  = Waterweerstand (mbar)

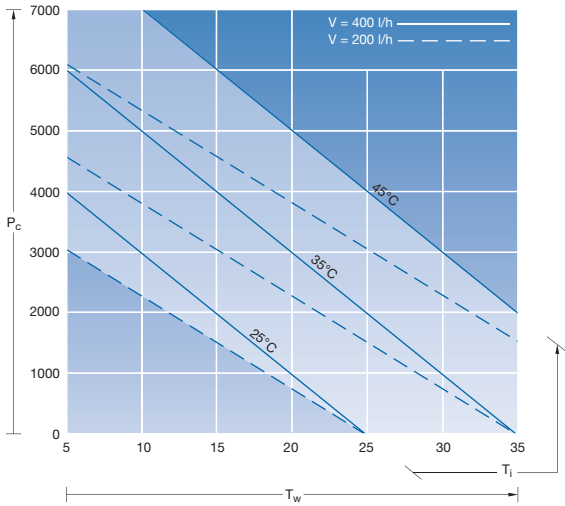
## Lucht/water-warmtewisselaars voor wandmontage

Vermogensklasse 5000 W

Watervoerende delen: Koper/messing (Cu/CuZn)

**50 Hz**

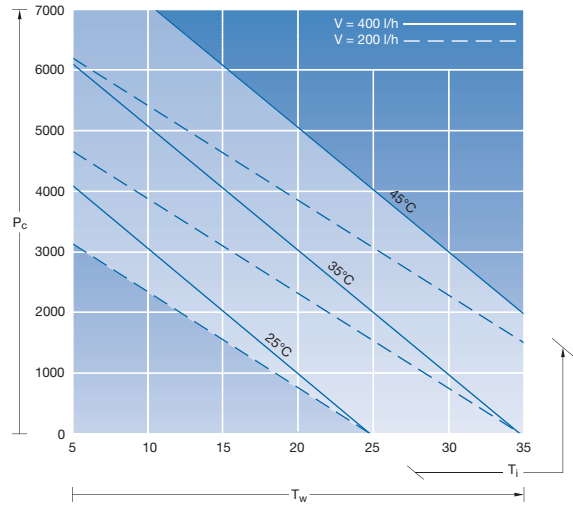
SK 3375.100, .500



$T_w$  = Waterinlaattemperatuur (°C)  
 $P_c$  = Totaal koelvermogen (W)  
 $T_i$  = Kastbinnentemperatuur (°C)

**60 Hz**

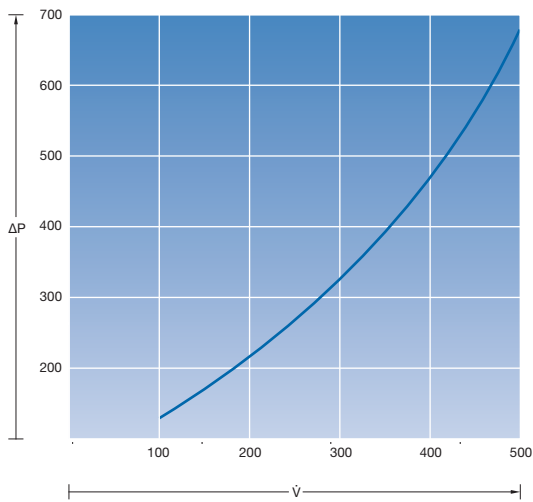
SK 3375.100, .500



$T_w$  = Waterinlaattemperatuur (°C)  
 $P_c$  = Totaal koelvermogen (W)  
 $T_i$  = Kastbinnentemperatuur (°C)

## Waterweerstandskarakteristiek

SK 3375.100, .500



$\dot{V}$  = Volumestroom (l/h)  
 $\Delta P$  = Waterweerstand (mbar)

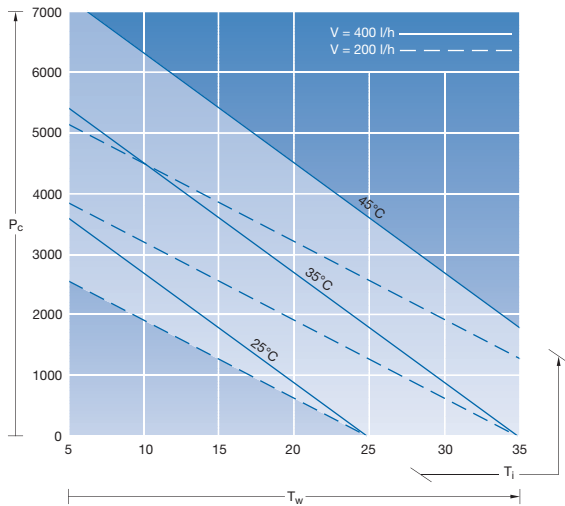
# Vloeistofkoeling

## Lucht/water-warmtewisselaars voor wandmontage

Vermogensklasse 4000 W

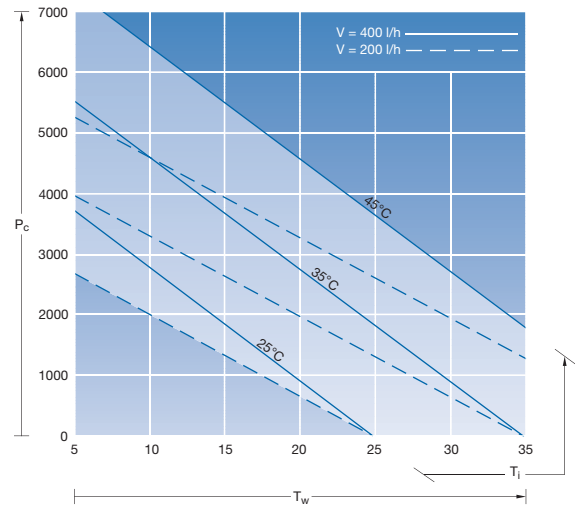
Watervoerende delen: Roestvaststaal (1.4571)

**50 Hz**  
SK 3375.504



$T_w$  = Waterinlaattemperatuur (°C)  
 $P_c$  = Totaal koelvermogen (W)  
 $T_i$  = Kastbinnentemperatuur (°C)

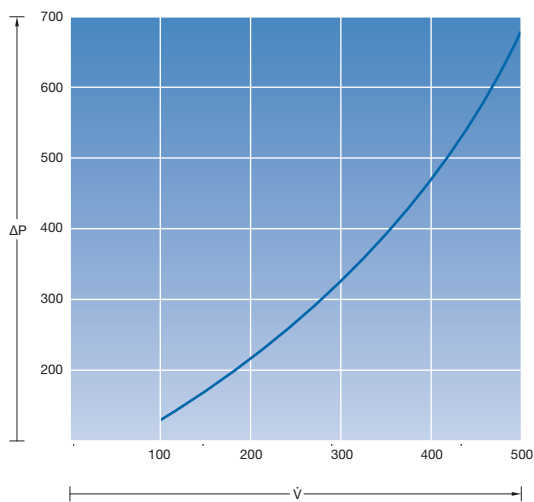
**60 Hz**  
SK 3375.504



$T_w$  = Waterinlaattemperatuur (°C)  
 $P_c$  = Totaal koelvermogen (W)  
 $T_i$  = Kastbinnentemperatuur (°C)

### Waterweerstandskarakteristiek

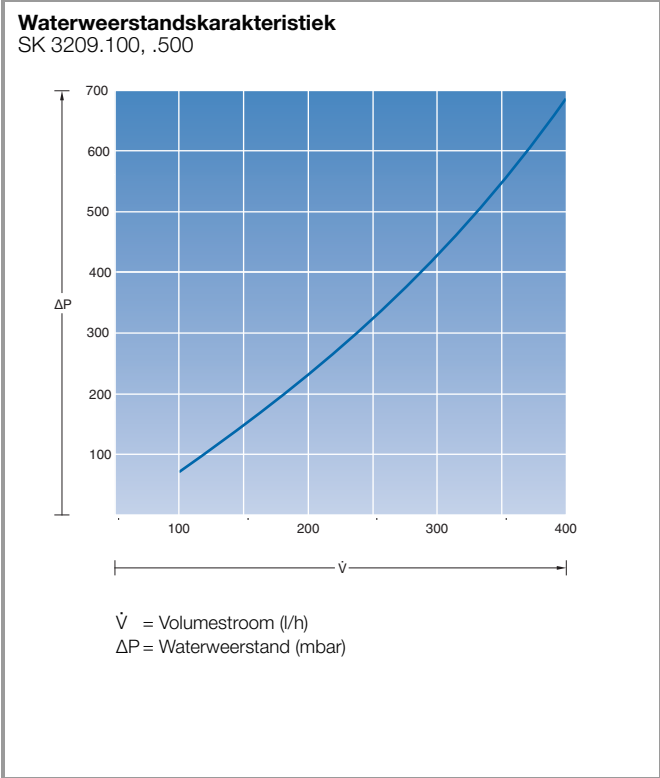
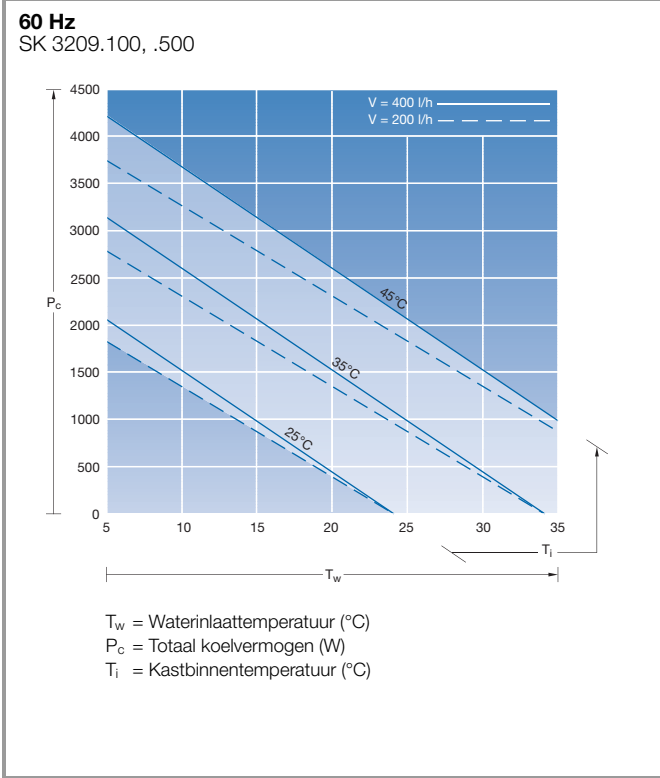
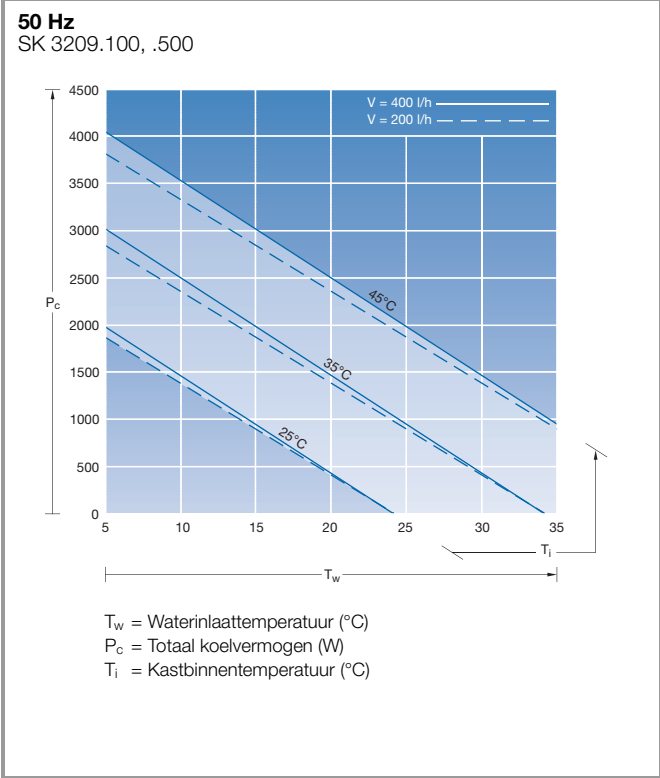
SK 3375.504



$\dot{V}$  = Volumestroom (l/h)  
 $\Delta P$  = Waterweerstand (mbar)

## Lucht/water-warmtewisselaars voor dakmontage

Vermogensklasse 2500 W  
 Watervoerende delen: Koper/messing (Cu/CuZn)



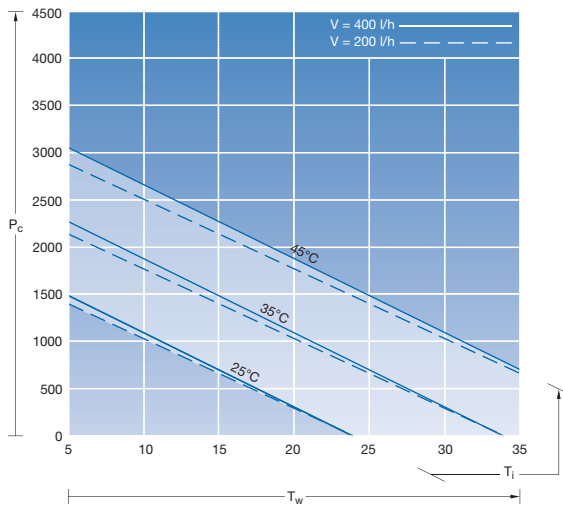
# Vloeistofkoeling

## Lucht/water-warmtewisselaars voor dakmontage

Vermogensklasse 1875 W

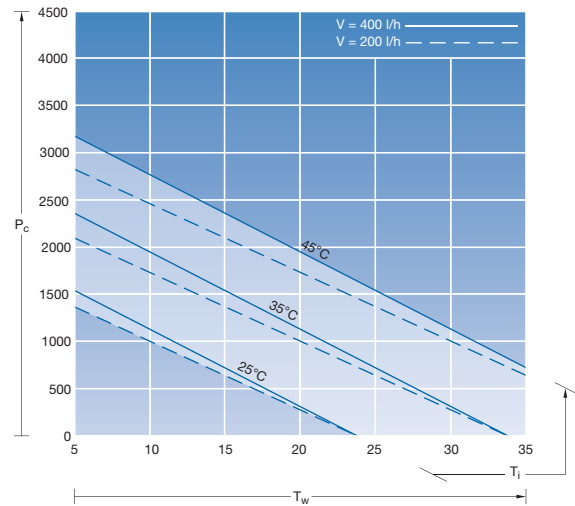
Watervoerende delen: Roestvaststaal (1.4571)

**50 Hz**  
SK 3209.504



$T_w$  = Waterinlaattemperatuur (°C)  
 $P_c$  = Totaal koelvermogen (W)  
 $T_i$  = Kastbinnentemperatuur (°C)

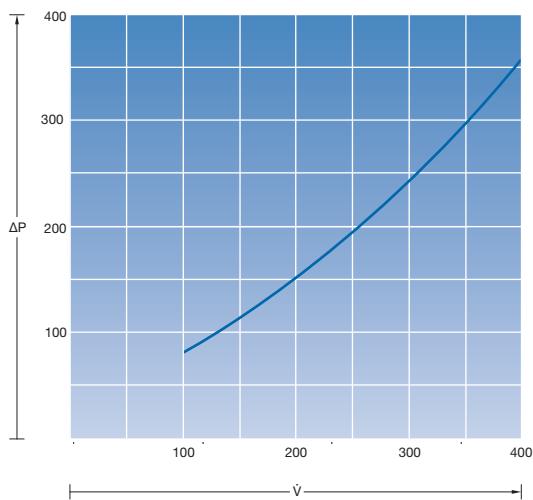
**60 Hz**  
SK 3209.504



$T_w$  = Waterinlaattemperatuur (°C)  
 $P_c$  = Totaal koelvermogen (W)  
 $T_i$  = Kastbinnentemperatuur (°C)

### Waterweerstandskarakteristiek

SK 3209.504



$\dot{V}$  = Volumestroom (l/h)  
 $\Delta P$  = Waterweerstand (mbar)

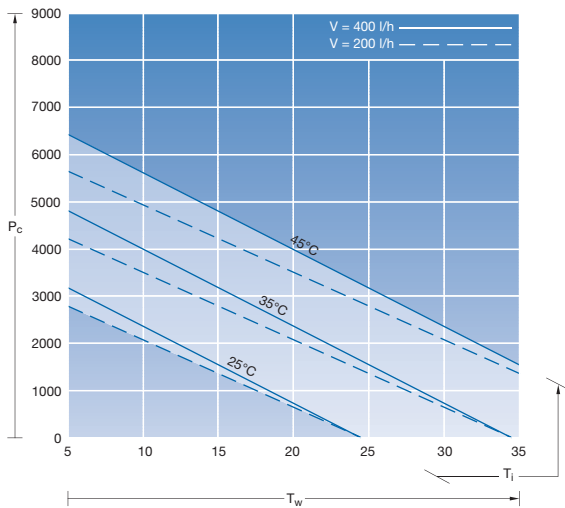
## Lucht/water-warmtewisselaars voor dakmontage

Vermogensklasse 4000 W

Watervoerende delen: Koper/messing (Cu/CuZn)

**50 Hz**

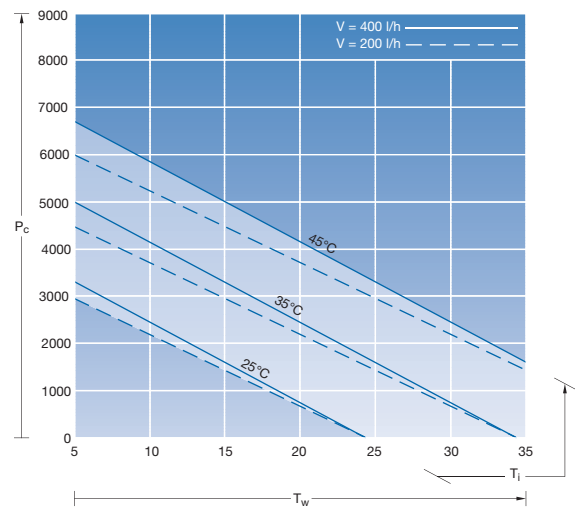
SK 3210.100, .500



$T_w$  = Waterinlaattemperatuur (°C)  
 $P_c$  = Totaal koelvermogen (W)  
 $T_i$  = Kastbinnentemperatuur (°C)

**60 Hz**

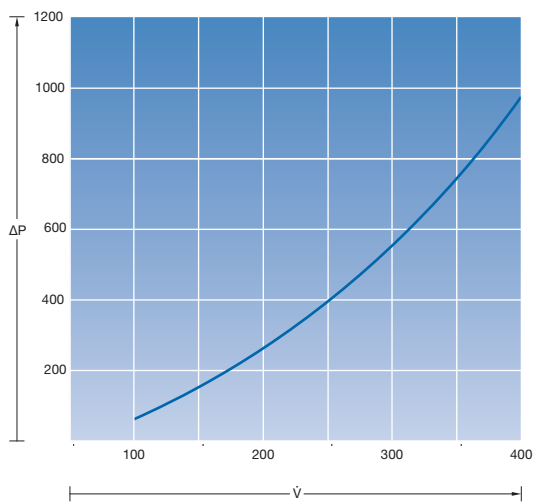
SK 3210.100, .500



$T_w$  = Waterinlaattemperatuur (°C)  
 $P_c$  = Totaal koelvermogen (W)  
 $T_i$  = Kastbinnentemperatuur (°C)

## Waterweerstandskarakteristiek

SK 3210.100, .500



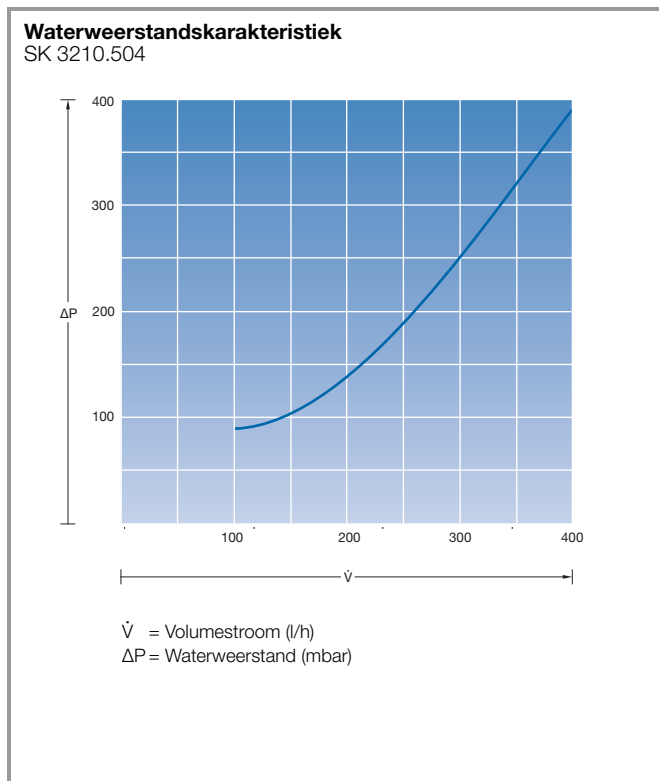
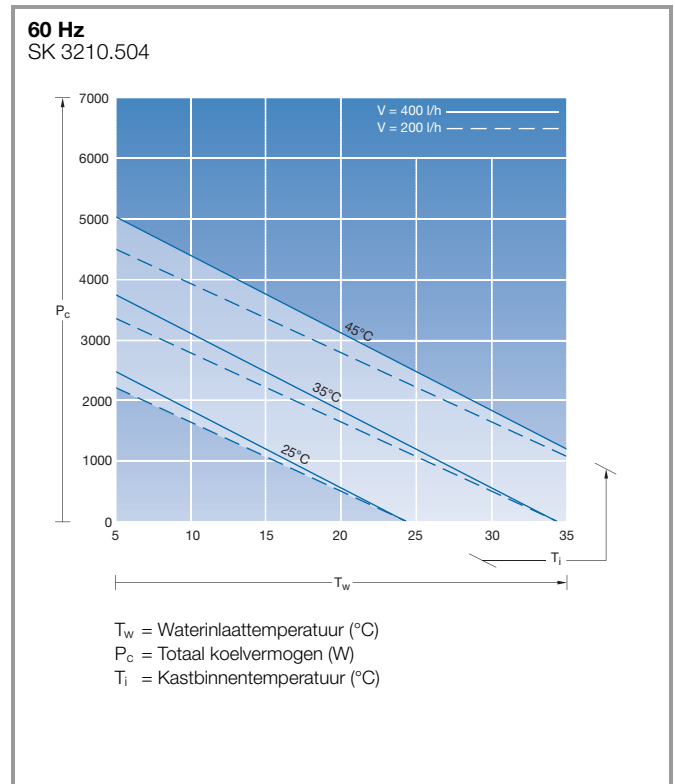
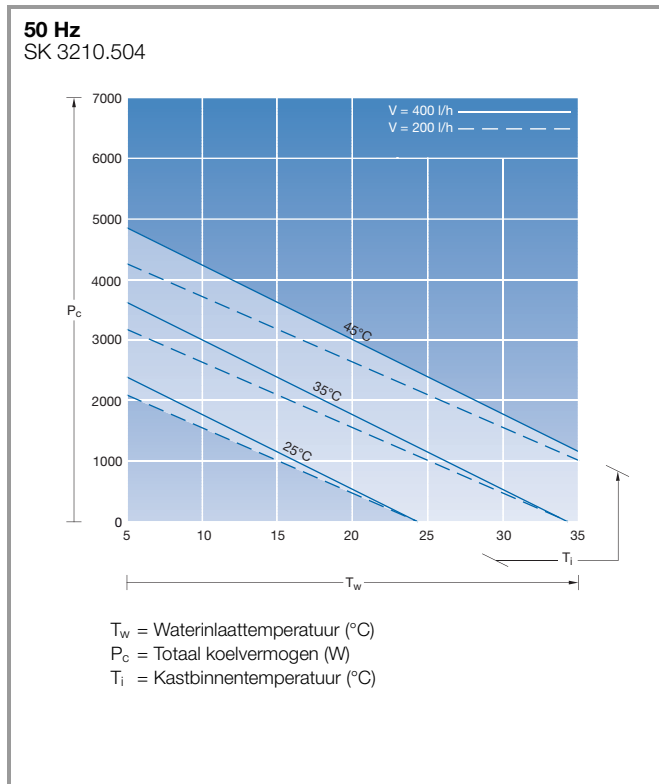
$\dot{V}$  = Volumestroom (l/h)  
 $\Delta P$  = Waterweerstand (mbar)

# Vloeistofkoeling

## Lucht/water-warmtewisselaars voor dakmontage

Vermogensklasse 3000 W

Watervoerende delen: Roestvaststaal (1.4571)





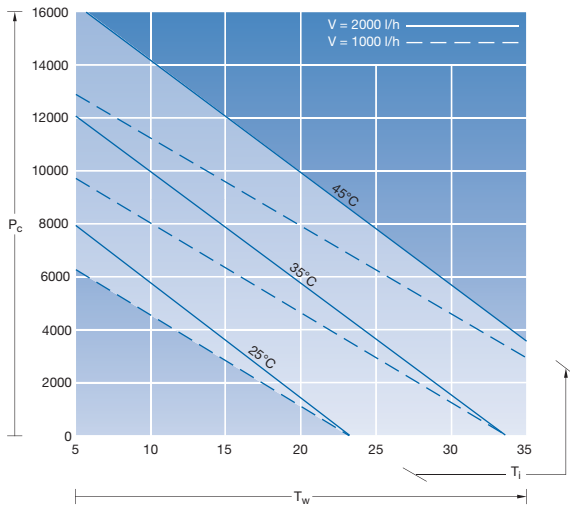
## Liquid Cooling Package

Vermogensklasse 10 kW, LCP Rack Industrie

Watervoerende delen: Koper/messing (Cu/CuZn)

50/60 Hz

SK 3378.100, .180



$T_w$  = Waterinlaattemperatuur (°C)

$P_c$  = Totaal koelvermogen (W)

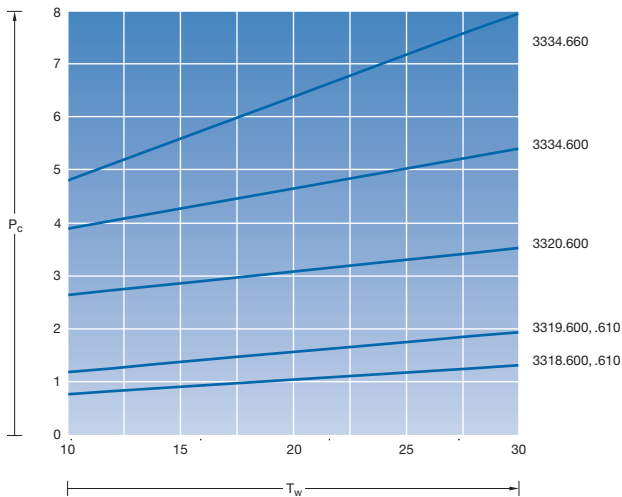
$T_i$  = Kastbinnentemperatuur (°C)

## Chillers TopTherm

Vermogensklasse 1 – 6 kW

### 50 Hz bij $T_u = 32^\circ\text{C}$ (omgevingstemperatuur)

SK 3318.600, .610, 3319.600, .610, 3320.600, 3334.600, .660

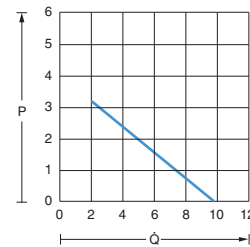


$T_w$  = Waterinlaattemperatuur ( $^\circ\text{C}$ )  
 $P_c$  = Totaal koelvermogen (kW)

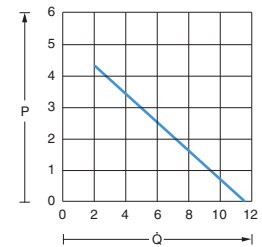
### Pompkarakteristieken

SK 3318.600/SK 3318.610/SK 3319.600/SK 3319.610

#### 50 Hz

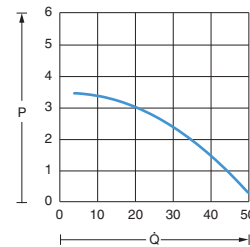


#### 60 Hz

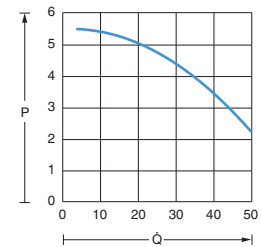


SK 3320.600/SK 3334.600/SK 3334.660

#### 50 Hz



#### 60 Hz

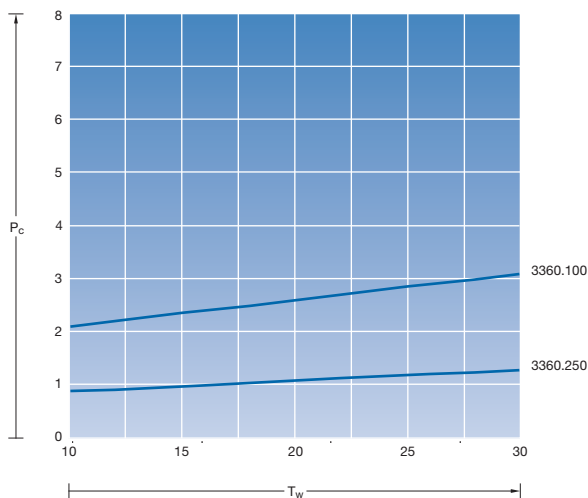


P = Druk [bar]  
 $\dot{Q}$  = Volumestroom Q [l/min]

## Vermogensklasse 1 – 2,5 kW, wandmontage

### 50 Hz bij $T_u = 32^\circ\text{C}$ (omgevingstemperatuur)

SK 3360.100, .250

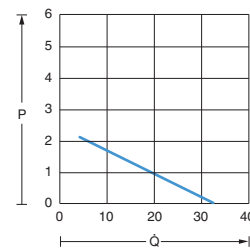


$T_w$  = Waterinlaattemperatuur ( $^\circ\text{C}$ )  
 $P_c$  = Totaal koelvermogen (kW)

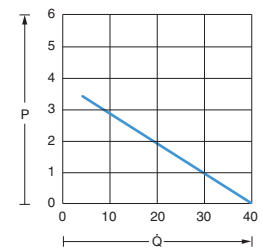
### Pompkarakteristieken

SK 3360.100/SK 3360.250

#### 50 Hz



#### 60 Hz

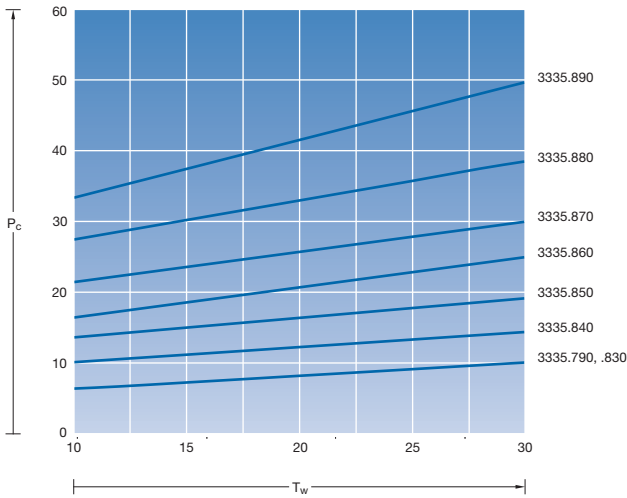


P = Druk [bar]  
 $\dot{Q}$  = Volumestroom Q [l/min]

## Chillers TopTherm Vermogensklasse 8 – 40 kW

### 50 Hz bij $T_w = 32^\circ\text{C}$ (omgevingstemperatuur)

SK 3335.790, .830, .840, .850, .860, .870, .880, .890

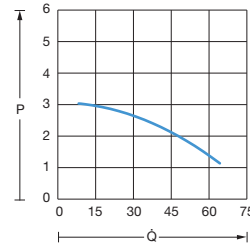


$T_w$  = Waterinlaattemperatuur (°C)  
 $P_c$  = Totaal koelvermogen (kW)

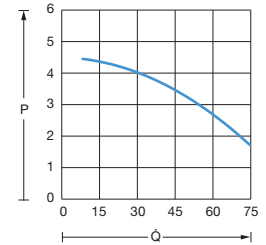
### Pompkarakteristieken

SK 3335.850

#### 50 Hz

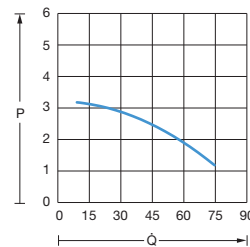


#### 60 Hz

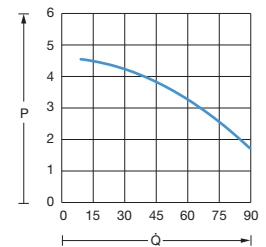


SK 3335.860

#### 50 Hz

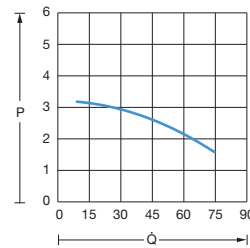


#### 60 Hz

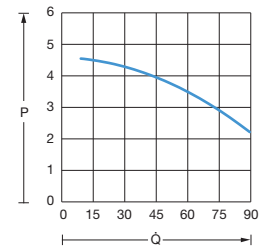


SK 3335.870

#### 50 Hz

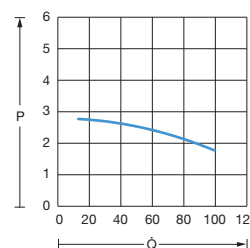


#### 60 Hz

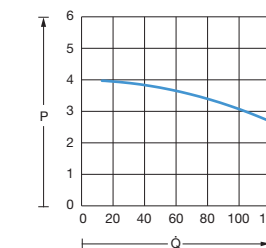


SK 3335.880

#### 50 Hz

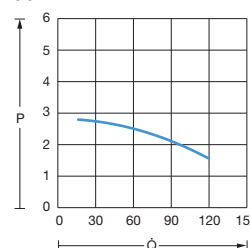


#### 60 Hz

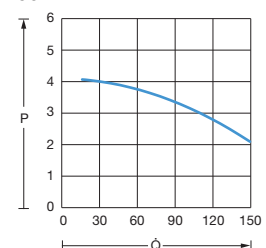


SK 3335.890

#### 50 Hz



#### 60 Hz

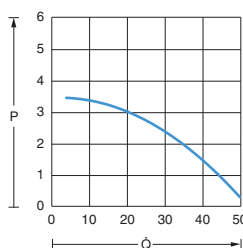


P = Druk [bar]  
Q-dot = Volumestroom Q [l/min]

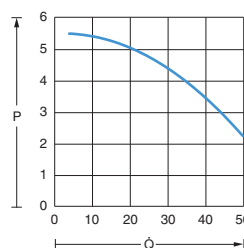
### Pompkarakteristieken

SK 3335.790/SK 3335.830

#### 50 Hz

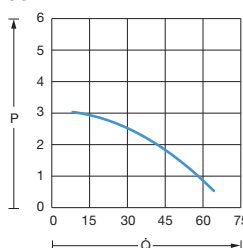


#### 60 Hz

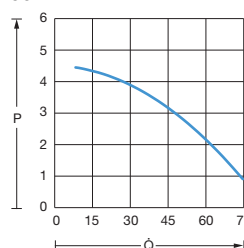


SK 3335.840

#### 50 Hz



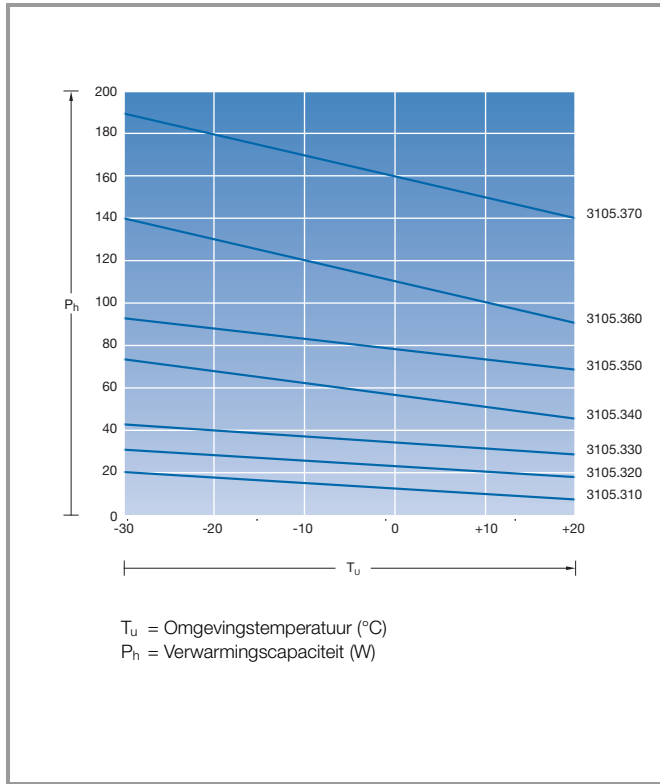
#### 60 Hz



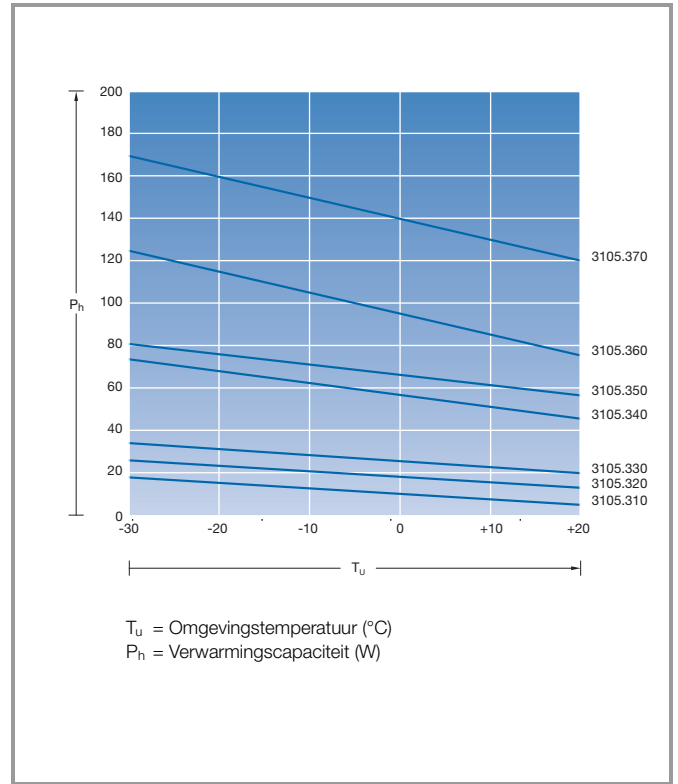
# Kastverwarmingen

## Verwarmingen zonder ventilator

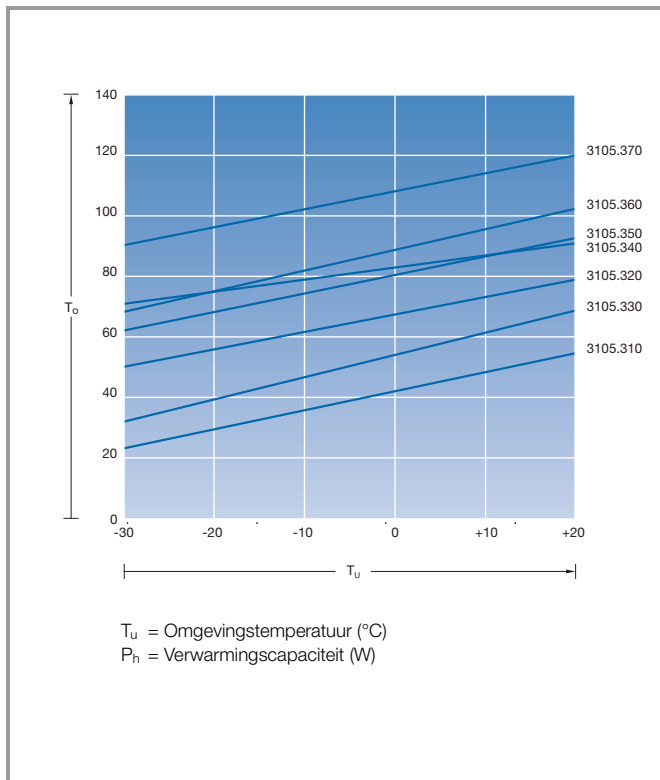
Verwarmingscapaciteit 230 V



Verwarmingscapaciteit 110 V



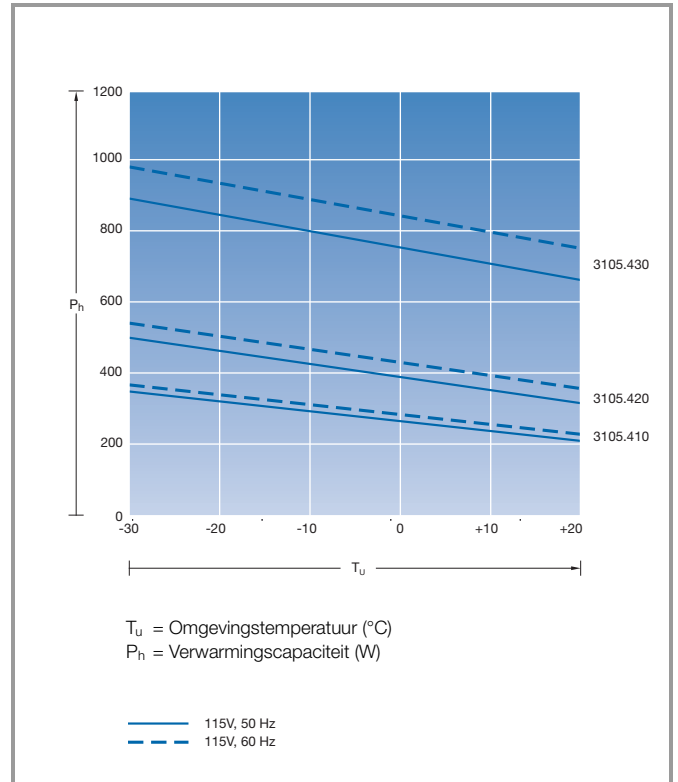
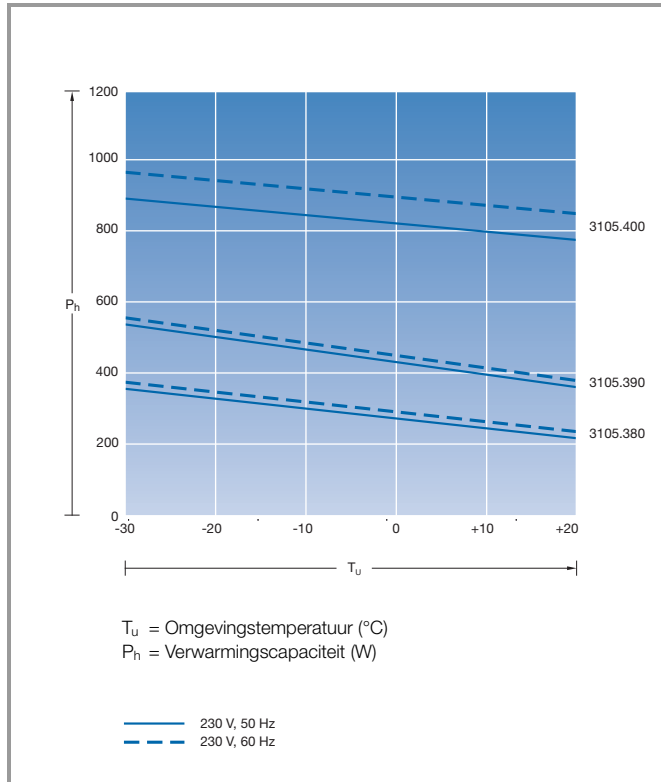
## Maximale oppervlaktetemperatuur



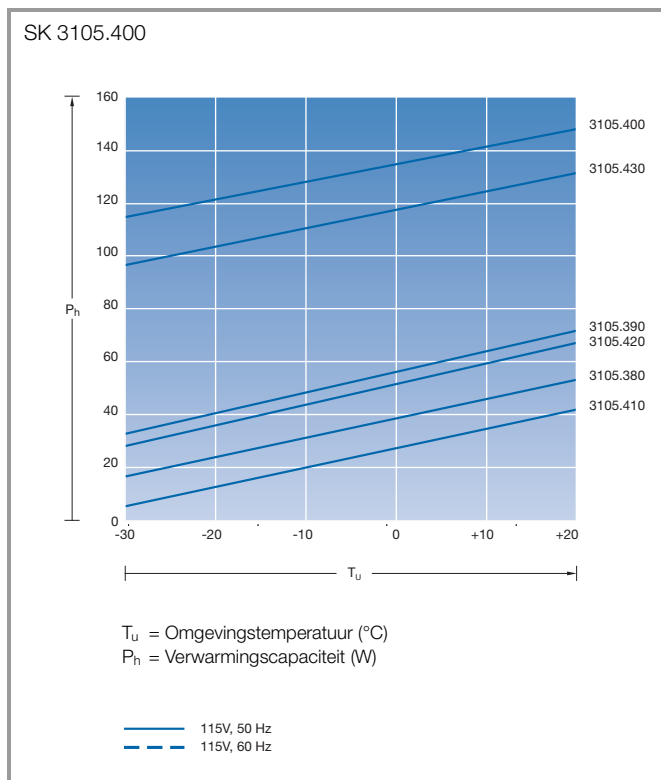
## Verwarmingen met ventilator

Verwarmingscapaciteit 230 V, 50/60 Hz

Verwarmingscapaciteit 115 V, 50/60 Hz



## Maximale oppervlaktetemperatuur







# Rittal – The System.

Faster – better – everywhere.

- Kastsystemen
- Stroomverdeling
- Klimatisering
- IT-infrastructuur
- Software & Service

Onze wereldwijde contactgegevens  
vindt u op



[www.rittal.com/contact](http://www.rittal.com/contact)

ENCLOSURES

POWER DISTRIBUTION

CLIMATE CONTROL

IT INFRASTRUCTURE

SOFTWARE & SERVICES



FRIEDHELM LOH GROUP