


Rittal – The System.

Faster – better – everywhere.

Kabeltrasse für VX IT Cable tray for VX IT Chemin de câbles pour baies VX IT



VX IT 5502.120
VX IT 5502.122
VX IT 5502.322

Montageanleitung
Assembly instructions
Notice de montage

ENCLOSURES

POWER DISTRIBUTION

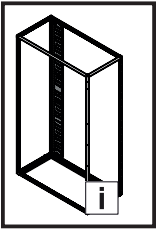
CLIMATE CONTROL

IT INFRASTRUCTURE

SOFTWARE & SERVICES

FRIEDHELM LOH GROUP





Inhaltsverzeichnis
Contents
Sommaire

DE

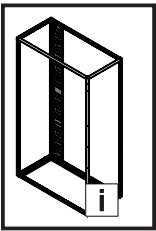
1. Hinweise zur Dokumentation	4
1.1 Aufbewahrung der Unterlagen	4
1.2 Verwendete Symbole	4
1.3 Bestimmungsgemäße Verwendung	4
2. Sicherheitshinweise	5 – 8
3. Montage Kabeltrasse für VX IT	9 – 12
3.1 Kabeltrasse 145 mm	9
3.2 Kabeltrasse 265 mm	11
3.3 Montage an Tiefenstrebe	12

EN

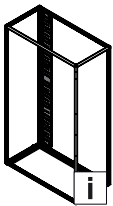
1. Notes on documentation	4
1.1 Storing the documents	4
1.2 Symbols used	4
1.3 Intended use	4
2. Safety instructions	5 – 8
3. Mounting the cable tray for VX IT	9 – 12
3.1 Cable tray 145 mm	9
3.2 Cable tray 265 mm	11
3.3 Mounting on depth stays	12

FR

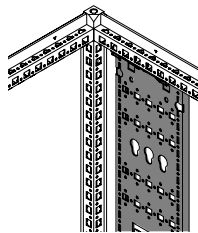
1. Remarques relatives à la documentation	4
1.1 Conservation des documents	4
1.2 Symboles utilisés	4
1.3 Utilisation correcte	4
2. Consignes de sécurité	5 – 8
3. Montage du chemin de câbles pour VX IT	9 – 12
3.1 Chemin de câbles 145 mm	9
3.2 Chemin de câbles 265 mm	11
3.3 Montage sur traverse latérale	12



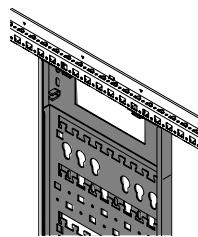
Inhaltsverzeichnis
Contents
Sommaire




2 – 8



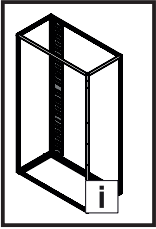
9 – 10



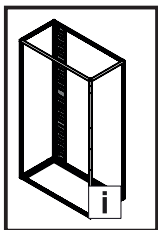
11



12



		 145 mm		 265 mm
	Bestell.-Nr. Model No. Référence	5502.120	5502.122	5502.322
	H mm	2000	2200	2000-2200
	10,5x12,5	5	5	6
	5x12	8	8	6
		2	2	-



Abkürzungsverzeichnis Table of abbreviations Répertoire des abréviations

DE

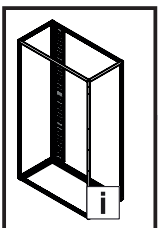
– M_A: Anzugsdrehmoment

EN

– M_A: Tightening torque

FR

– M_A: Couple de serrage



1. Hinweise zur Dokumentation 1. Notes on documentation 1. Remarques relatives à la documentation

DE

Die **Montageanleitung** richtet sich an Personen, die Einrichtungen der Informations- und Telekommunikationstechnik unter Kenntnis der länderspezifischen Sicherheitsvorschriften am Bestimmungsort aufstellen, anschließen und betreiben.

1.1 Aufbewahrung der Unterlagen

Die Dokumentation ist Teil des Produktes. Sie muss dem Anlagenbetreiber ausgehändigt werden. Dieser übernimmt die Aufbewahrung, damit die Unterlagen im Bedarfsfall zur Verfügung stehen.

1.2 Verwendete Symbole

Beachten Sie folgende Sicherheits- und sonstige Hinweise in der Anleitung:

Sicherheits- und andere Hinweise:



Gefahr!
Unmittelbare Gefahr für Leib und Leben.



Achtung!
Mögliche Gefahr für Produkt und Umwelt.



Hinweis:
Nützliche Informationen und Besonderheiten.



Hinweis:
Front-/Rückansicht.

EN

These **assembly instructions** have been written for personnel tasked with assembling, connecting and operating IT and telecommunications equipment at the intended location and who are familiar with the country-specific safety regulations.

1.1 Storing the documents

The safety notes and the accompanying note are part of the product. They must be given to the plant operator, who is then responsible for the storage of the documents so that they are readily available when needed

1.2 Symbols used

Please observe the following safety instructions and other notes in this guide:

Safety and other notes:



Danger!
Immediate danger to life and limb.



Caution!
Potential threat to the product and its environment.



Note:
Useful information and special features.



Note:
Front/rear view.

FR

La **notice de montage** s'adresse aux personnes qui installent, raccordent et exploitent les installations IT et de télécommunication, dans le respect des prescriptions de sécurité spécifiques au pays où elles sont installées.

1.1 Conservation des documents

Les consignes de sécurité et la notice jointe font partie du produit. Elles doivent être remises à l'exploitant de l'installation. Celui-ci les conservera de manière à ce qu'elles soient disponibles en cas de besoin.

1.2 Symboles utilisés

Tenir compte des consignes de sécurité et autres directives contenues dans cette notice :

Consignes de sécurité et autres directives :



Danger !
Risque de blessure grave, voire mortelle.



Attention !
Danger éventuel pour le produit et l'environnement.



Remarque :
Informations utiles et particularités.



Remarque :
F = vue frontale
R = vue arrière

1.3 Bestimmungsgemäße Verwendung

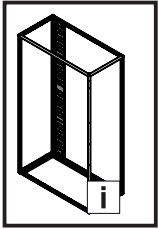
Zur senkrechten Kabelführung im VX IT Rack, seitlich zwischen oder hinter den 19"-Ebenen.

1.3 Intended use

For vertical cable routing in the VX IT rack, at the side between or behind the 482.6 mm (19") levels.

1.3 Utilisation correcte






Pour le guidage vertical des câbles dans la baies VX IT, latéralement entre ou derrière les plans 19".

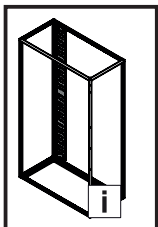


2. Sicherheitshinweise
2. Safety instructions
2. Consignes de sécurité

2. Veiligheidsvoorschriften
2. Säkerhetsinstruktioner
2. Istruzioni di sicurezza

2. Instrucciones de seguridad

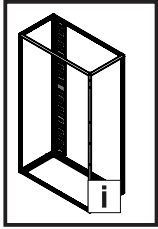
	DE	EN	FR	NL	SE	IT	ES
	Warnung vor der Schließbewegung von mechanischen Teilen einer Maschine/Einrichtung	Warning against closing movements for mechanical parts of a machine/device	Danger dû à la fermeture des pièces mécaniques d'une machine / installation	Waarschuwing voor de sluitbeweging van mechanische onderdelen van een machine/voorziening	Varning för stängningsrörelse på mekaniska delar i en maskin/enhet	Prestare attenzione alla chiusura delle parti meccaniche di una macchina o di un dispositivo	Atención, movimiento de cierre de componentes mecánicos en una máquina/instalación
	Warnung vor sich bewegenden mechanischen Teilen	Warning against independently moving parts	Danger dû à des pièces mécaniques mobiles	Waarschuwing voor bewegende mechanische onderdelen	Varning för rörliga mekaniska delar	Prestare attenzione alle parti meccaniche in movimento	Atención, componentes mecánicos en movimiento
	Warnung vor spitzem Gegenstand	Caution: Sharp object	Attention aux objets pointus	Waarschuwing voor scherpe voorwerpen	Varning för vassa föremål	Pericolo oggetto affilato	Advertencia de objetos puntiagudos
	Warnung vor Hindernissen im Kopfbereich	Caution: Obstructions in head area	Attention aux obstacles au niveau de la tête	Waarschuwing voor obstakels op hoofdhoogte	Varning för hinder i huvudhöjd	Pericolo ostacolo in alto	Advertencia de obstáculos en la zona de la cabeza
	Die Anleitung ist zu lesen	The instructions must be read	La notice doit être lue	Lees de gebruiksaanwijzing	Bruksanvisningen måste läsas	Leggere le istruzioni	Leer el manual de instrucciones



2. Turvallisuusohjeet
2. Sikkerhedsanvisninger
2. Wskazówki dotyczące bezpieczeństwa

2. Bezpečnostní pokyny
2. Инструкции за безопасност
2. Меры безопасности

	FI	DK	PL	CZ	BG	RU
	Varoitus koneen/ laitteen mekaanisten osien sulkuliikkeestä	Advarsel mod lukkebevægelse af mekaniske dele i en maskine/ indretning	Uwaga na zamykające się części mechaniczne lub urządzenia	Výstraha před rizikem úrazu ruky	Предупреждение за движение от затварящи се механични части на машина/ оборудване	Предупреждение об опасности при закрывании механических частей машины/ установки
	Varoitus liikkuvista mekaanisista osista	Advarsel mod uafhængigt bevægelige dele	Uwaga na ruchome części mechaniczne	Výstraha; Rozmačkání	Предупреждение за движещи се механични части	Предупреждение об опасности движущихся механических частей
	Varo teräviä reunoja	Advarsel: Spidse genstande	Ostrzeżenie przed ostrym przedmiotem	Varování před ostrým předmětem	Предупреждение за опасност от остър предмет	Предупреждение об остром предмете
	Varo putoavia esineitä	Advarsel: Forhindringer i hovedhøjde	Ostrzeżenie przed przeszkodami w pobliżu głowy	Varování před překážkami v oblasti hlavy	Предупреждение за опасност от препятствия в областта около главата	Предупреждение о препятствиях в верхней области головы
	Lue käyttöohjeet	Vejledningen skal læses	Przeczytać instrukcję	Odkaz na instrukce návodu k použití/brožury	Прочетете ръководството	Прочитать руководство

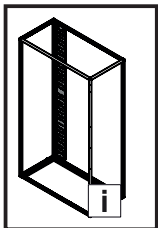


2. Υποδείξεις ασφαλείας
2. Instrucțiuni de siguranță
2. Sigurnosne upute






2. Biztonsági utasítások
2. Saugos nurodymai
2. Ohutusjuhised

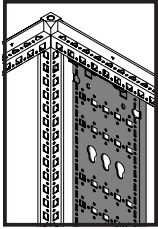
2. Drošības norādījumi

	GR	RO	HR	HU	LT	EE	LV
	Προειδοποίηση πριν από την κίνηση κλειδώματος μηχανικών μερών μίας εγκατάστασης/μηχανήματος	Avertizare cu privire la mișcarea de închidere a pieselor mecanice ale unei mașini/ale unui dispozitiv	Upozorenje na opasnost od ukļještenja mehaničkih dijelova stroja/uredaja	Gép/berendezés mechanikai részeken zárómozgására történő figyelmeztetés	Įspėjimas dėl mašinos / įrenginio mechaninių dalių judėjimo, užsidarymo metu	Hoiatus masina/ seadme mehhaaniliste osade sulgemisliikumise eest	Uzmanieties iekārtas/mašīnas mehānisko daļu aizvēršanās laikā
	Προειδοποίηση από κινούμενα μηχανικά μέρη	Avertisment cu privire la piesele mecanice aflate în mișcare	Upozorenje na mehaničke dijelove koji su u pokretu	Mozgó mechanikai részekre történő figyelmeztetés	Įspėjimas dėl judančių mechaninių dalių	Hoiatus liikuvate mehhaaniliste osade eest	Uzmanieties no kustīgām mehāniskām daļām
	Προειδοποίηση αιχμηρού αντικειμένου	Avertizare privind obiecte ascuțite	Upozorenje na šiljati predmet	Figyelmeztetés hegyes tárgyak veszélyére	Įspėjimas apie aštrų daiktą	Hoiatus terava eseme eest	Brīdinājums par asiem priekšmetiem
	Προειδοποίηση για εμπόδια στην περιοχή της κεφαλής	Avertizare privind obstacole în zona capului	Upozorenje na zapreke u području glave	Figyelmeztetés fejmagasságban található akadályokra	Įspėjimas apie kliūtis galvos aukštyje	Hoiatus pea piirkonnas asuvate takistuste eest	Brīdinājums par šķēršļiem galvas zonā
	Απαιτείται το διάβασμα των οδηγιών	A se citi manualul	Pročitajte upute	Az utasítást el kell olvasni	Skaityti instrukciją	Lugeda kasutusjuhendit	Izlasiet instrukciju



2. Varnostni napotki
2. Bezpečnostné pokyny
2. Instruções de segurança

	SI	SK	PT
	Opozorilo pred zapiranjem mehanskih delov stroja/naprave	Dávajte pozor na zatvárací pohyb mechanických častí stroja/zariadenia	Cuidado quando as partes mecânicas de uma máquina/instalação se fecham
	Opozorilo pred premikajočimi se mehanskimi deli	Dávajte pozor na pohyblivé mechanické časti	Cuidado com as partes mecânicas móveis
	Opozorilo pred ostrim predmetom	Varovanie pred predmetom s ostrým hrotom	Cuidado com objetos pontiagudos
	Opozorilo pred ovirami v višini glave	Varovanie pred prekážkami v priestore hlavy	Cuidado com objeto à altura da cabeça
	Preberite navodila	Prečítajte si návod	Ler as instruções



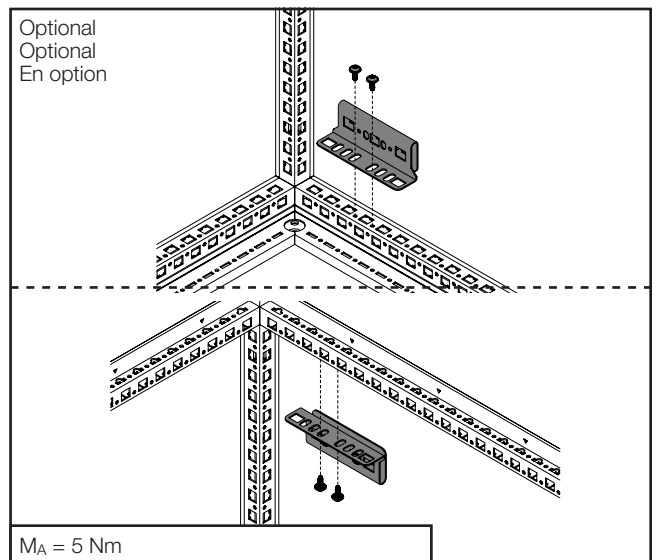
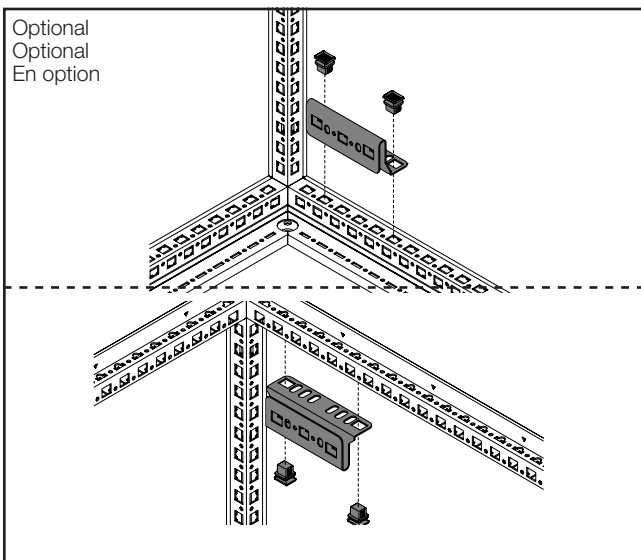
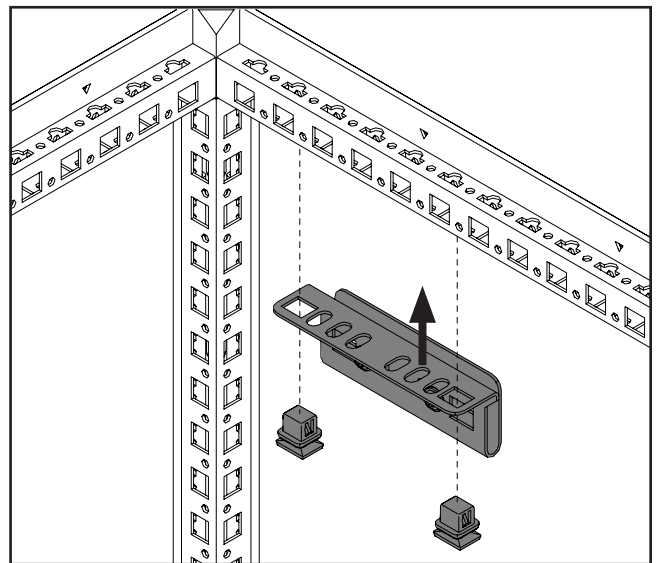
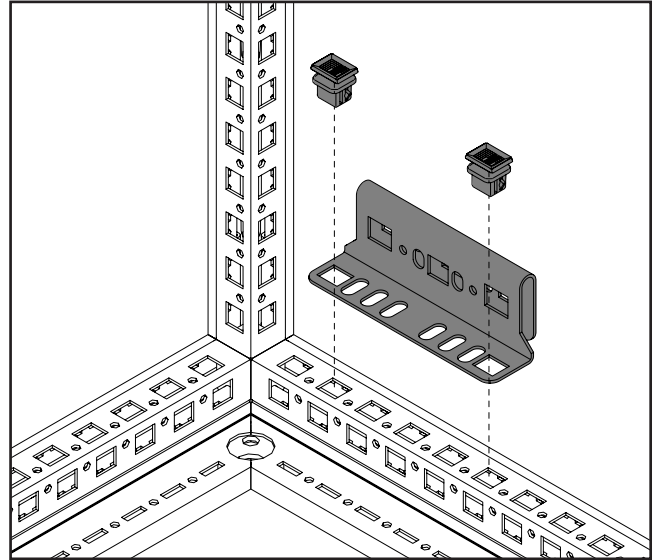
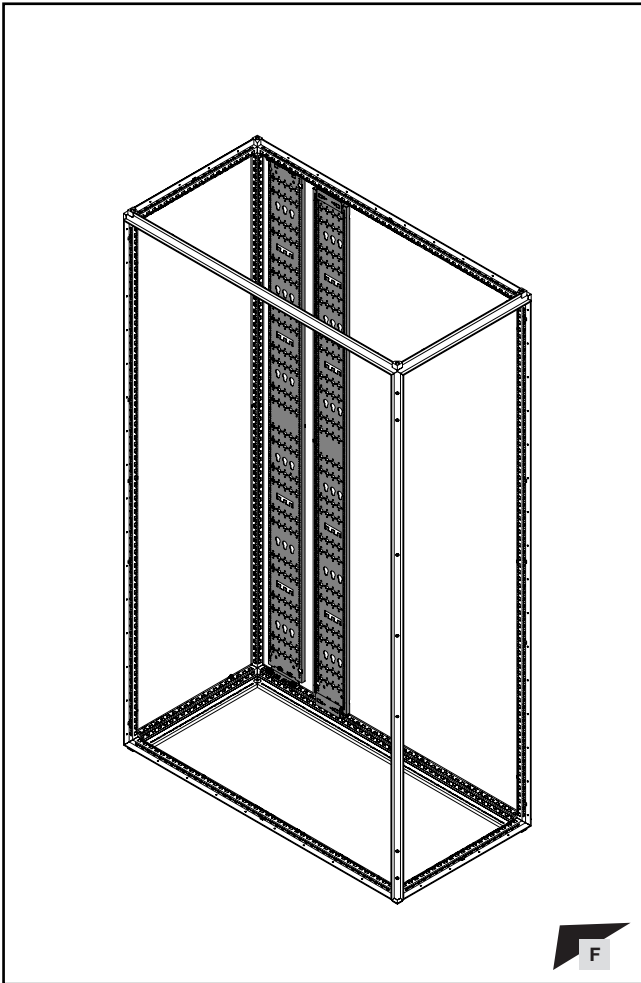
TX30

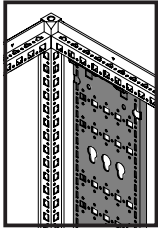


DE EN FR

3. Montage Kabeltrasse für VX IT
3. Mounting the cable tray for VX IT
3. Montage du chemin de câbles pour VX IT

3.1 Kabeltrasse 145 mm
3.1 Cable tray 145 mm
3.1 Chemin de câbles 145 mm



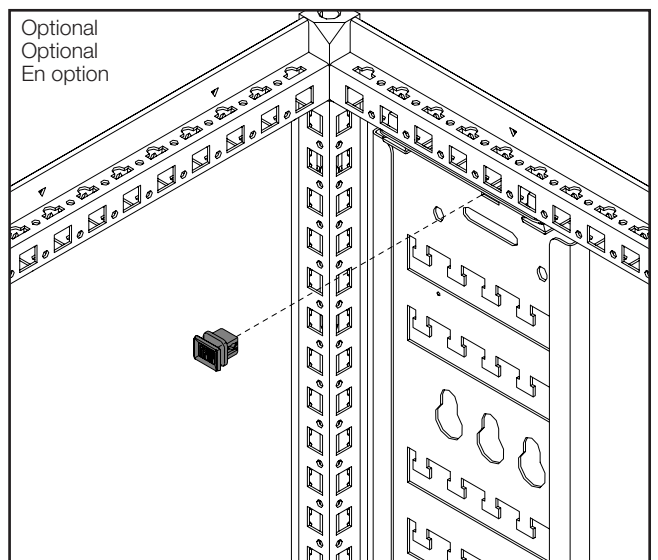
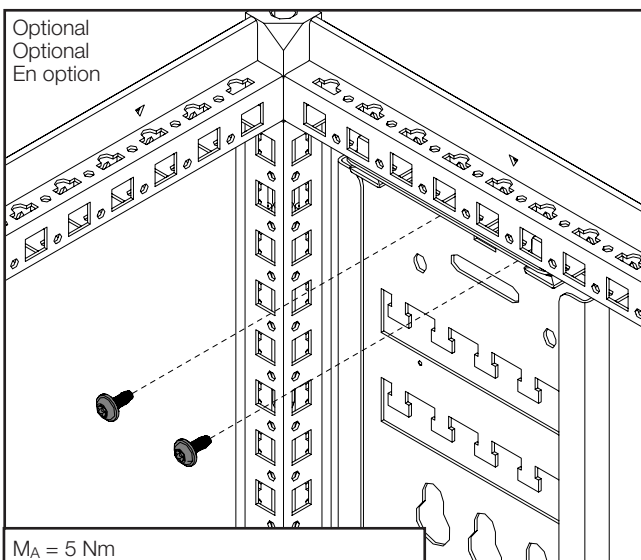
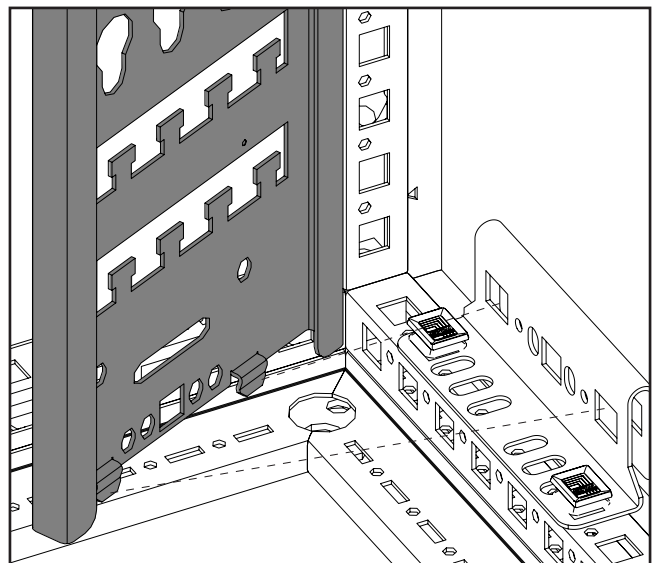
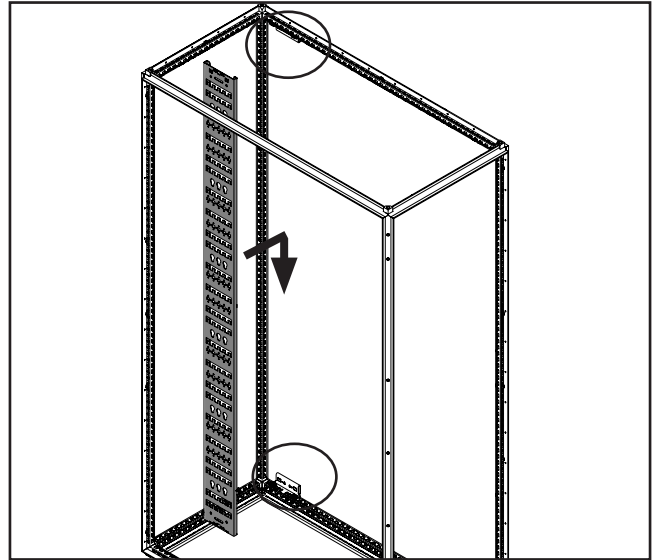
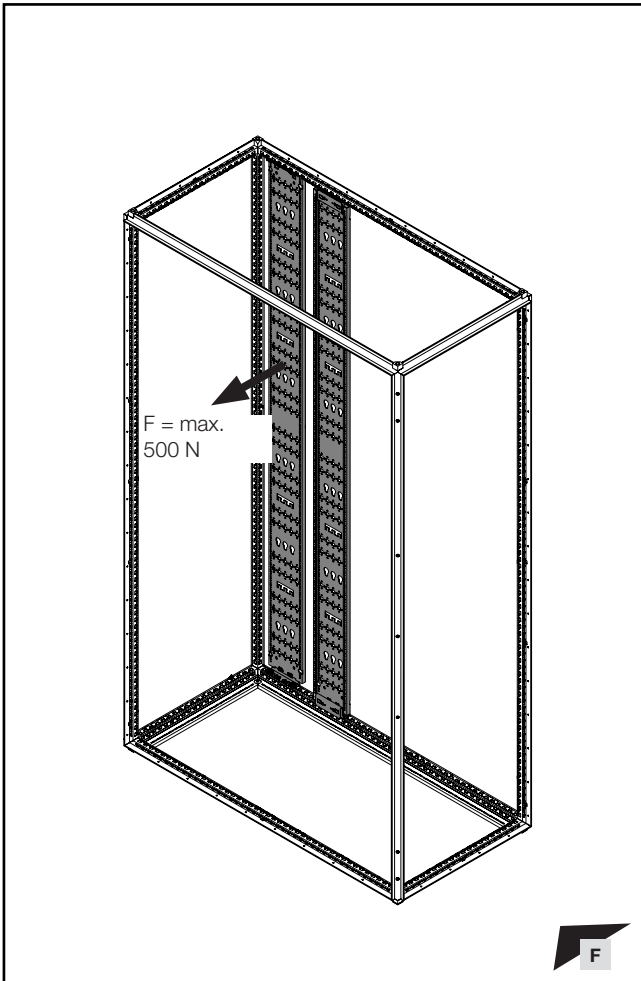


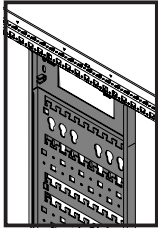
TX30



DE EN FR

3. Montage Kabeltrasse für VX IT
3. Mounting the cable tray for VX IT
3. Montage du chemin de câbles pour VX IT





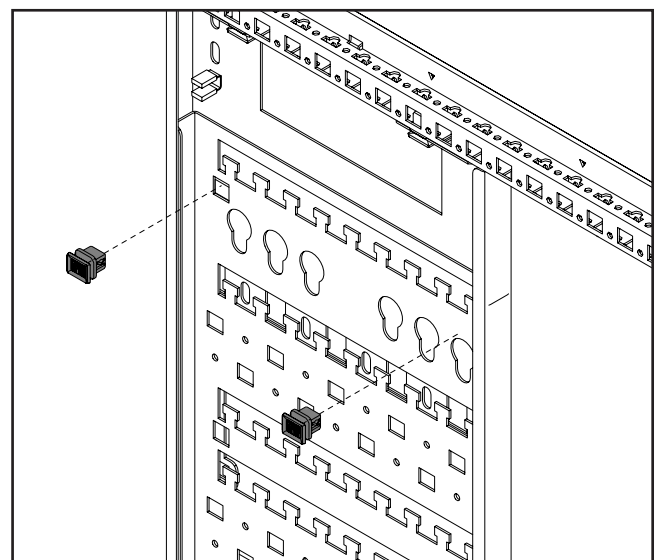
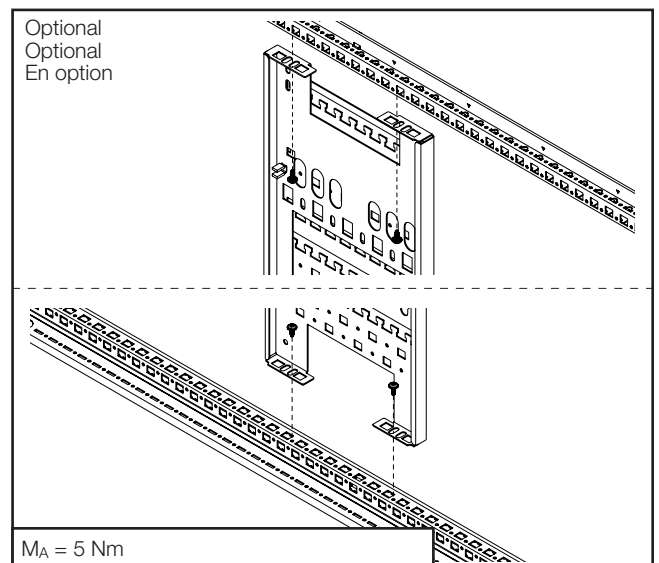
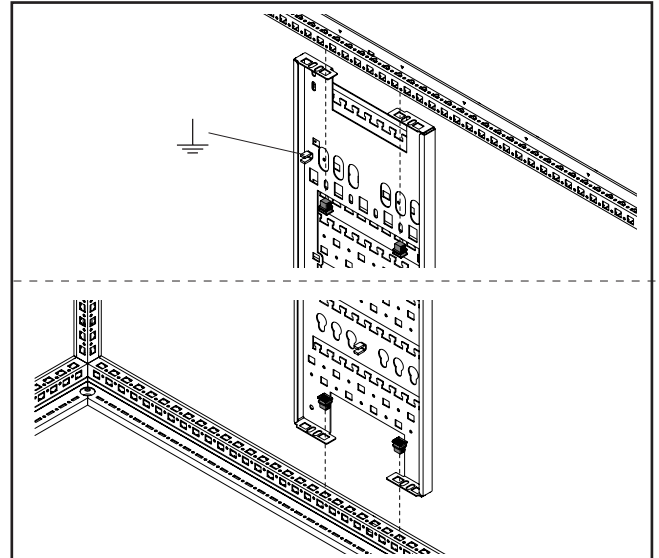
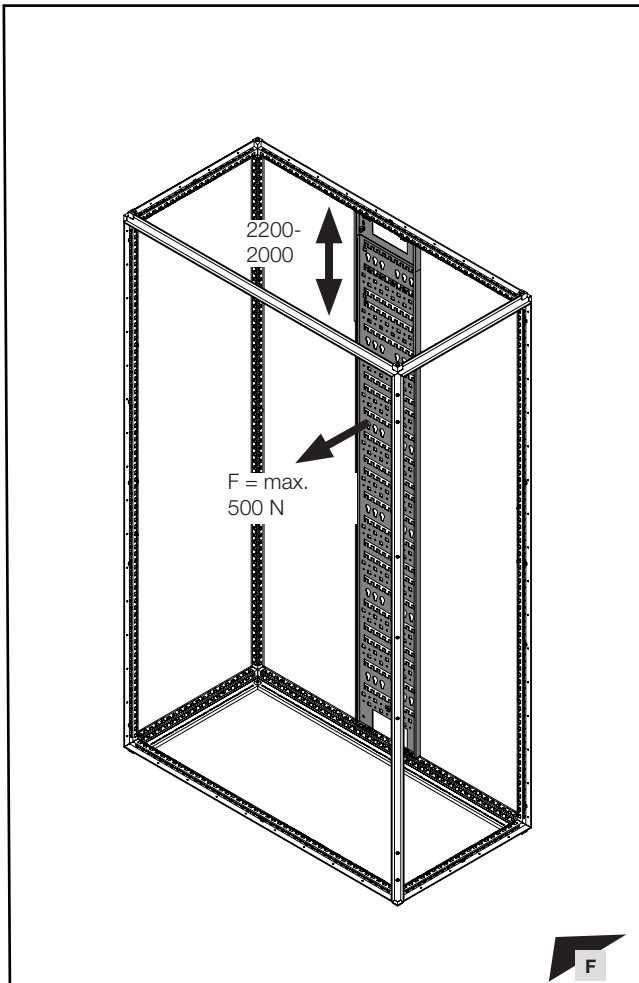
TX30

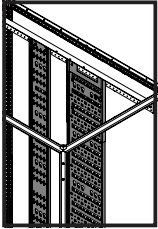


DE EN FR

3. Montage Kabeltrasse für VX IT 3. Mounting the cable tray for VX IT 3. Montage du chemin de câbles pour VX IT

3.2 Kabeltrasse 265 mm
3.2 Cable tray 265 mm
3.2 Chemin de câbles 265 mm





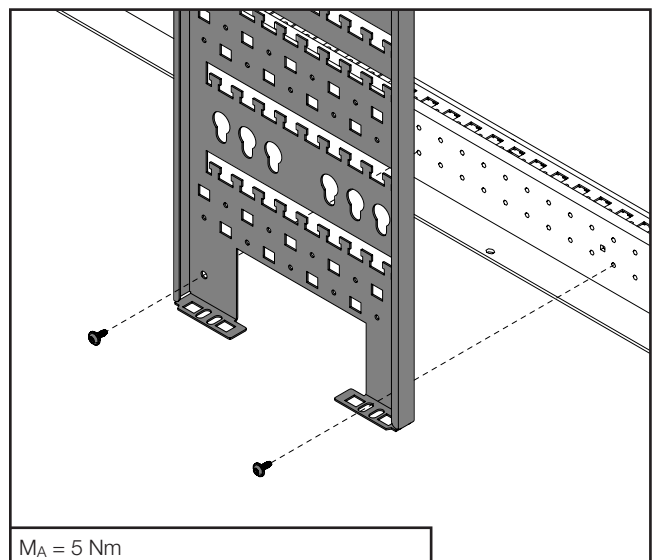
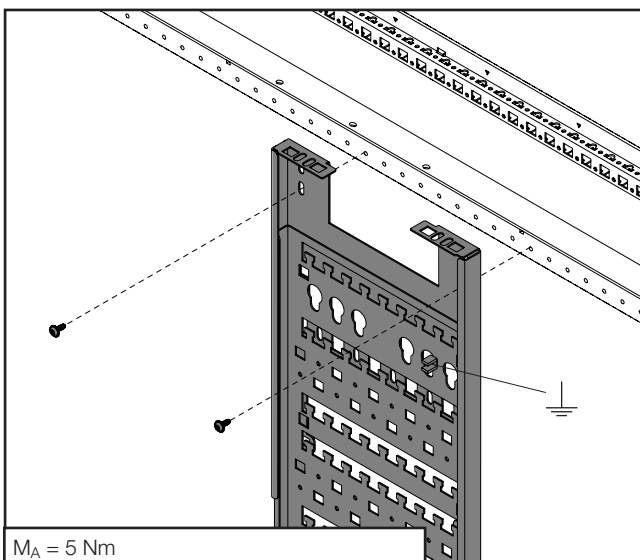
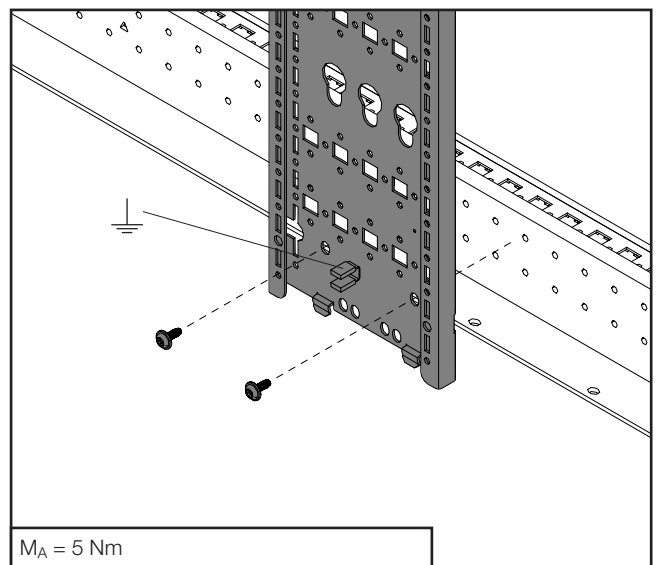
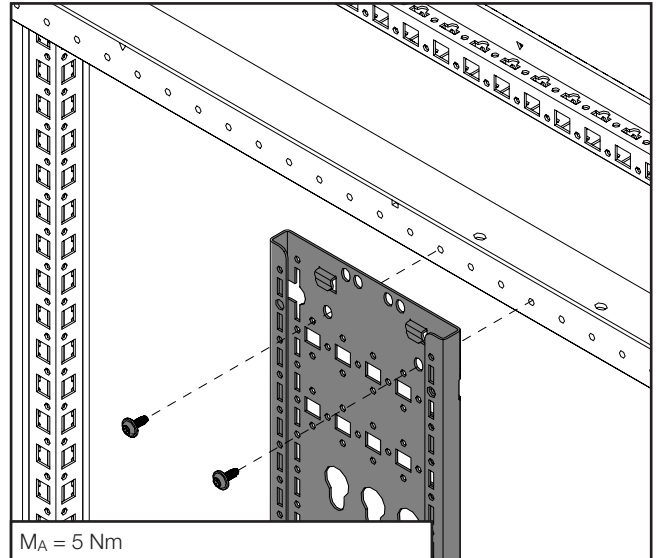
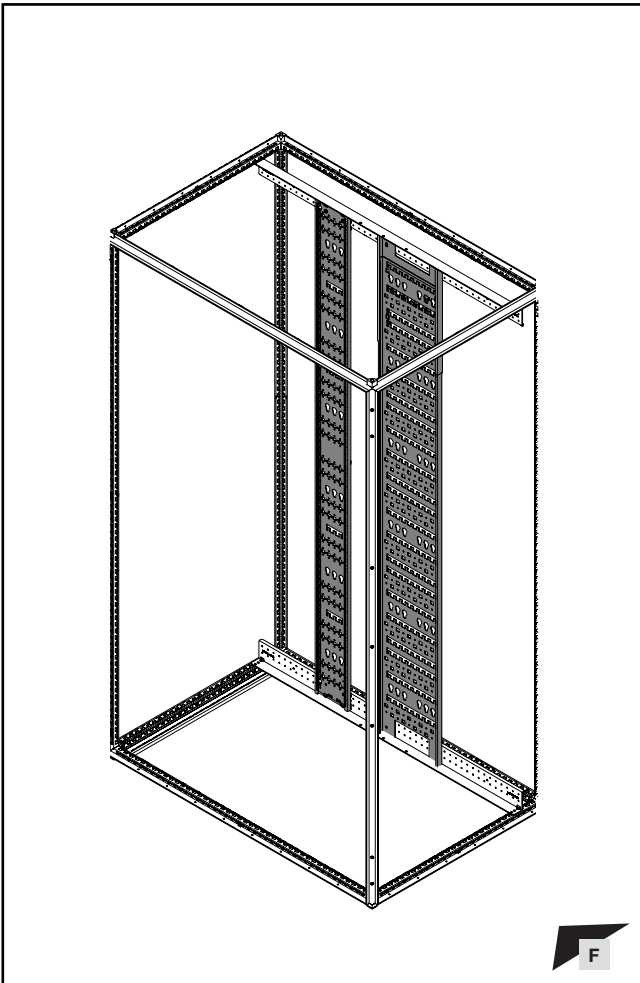
TX30




DE EN FR

3. Montage Kabeltrasse für VX IT 3. Mounting the cable tray for VX IT 3. Montage du chemin de câbles pour VX IT


3.3 Montage an Tiefenstrebe 3.3 Mounting on depth stays 3.3 Montage sur traverse latérale




Notizen/Notes



Notizen/Notes



Notizen/Notes



Rittal – The System.

Faster – better – everywhere.

- Enclosures
- Power Distribution
- Climate Control
- IT Infrastructure
- Software & Services

You can find the contact details of all Rittal companies throughout the world here.



www.rittal.com/contact

RITTAL GmbH & Co. KG
Auf dem Stuetzelberg · 35745 Herborn · Germany
Phone +49 2772 505-0
E-mail: info@rittal.de · www.rittal.com

03.2020/D-0000-00001947-00

ENCLOSURES

POWER DISTRIBUTION

CLIMATE CONTROL

IT INFRASTRUCTURE

SOFTWARE & SERVICES

FRIEDHELM LOH GROUP

