

BEST CONTACTS FOR YOUR SUCCESS

NETWORKING COMPONENTS

COAXIAL CONNECTORS


CABLE ASSEMBLIES

PRECISION TURNED PARTS

PLASTIC INJECTION MOULD PARTS

INDUSTRIAL ELECTRONICS

Shielded Network Cabling: Now in Cat.6_A



Cat.6_A 10 GBE 500 MHz fully shielded PoE+

AMJ Module K Cat.6_A


The Telegärtner Modular System

AMJ Module K Cat.6_A

Telegärtner has developed a fully-shielded AMJ Module K Cat.6_A with outstanding transmission characteristics for 10 Gigabit-Ethernet. Manufacturing the Cat.6_A core and the IDC termination on a fully-automated production line guarantees an excellent price/performance ratio combined with quality inspections on the line which set new standards. With its 19.3 x 14.7 mm dimensions, the module fits in many applications employing the universally available

mounting cut-outs of faceplates and 19" patch panel solutions. Telegärtner's developed IDC termination dependably accepts contacts ranging from AWG22/1 up to a minimum diameter of AWG27/7 for flexible wires. The AMJ Module K Cat.6_A thus also recommends itself for the connection of AWG24/7, AWG26/7, AWG27/7 patch cables to the IDC termination in order to create a consolidation point.

Performance Characteristics



- **Re-embedded Cat.6_A (500 MHz) tested**
acc. to ISO/IEC 11801 (2011-06)
IEC 60603-7-51
- **10 Gigabit-Ethernet compliant (IEEE 802.3an)**
- **GHMT Link Tests**
Class E_A: 90 m 2-Connector Permanent Link acc. to ISO/IEC 11801 (2011-06)
- **Universal Installation Dimension**
universally, worldwide available installation dimension for mounting cut-outs 19.3 x 14.7 mm
- **Real Cat.6_A RJ45 Jack/Core**
fully-automated production of real Cat.6_A RJ45 jack/core to guarantee a uniformly high quality standard (transmission characteristics) mating face: EN 60603-7-51
- **Suitable for PoE+ (High Power over Ethernet)**
acc. to IEEE 802.3at
- **System warranty DataVoice PLUS25 Permanent Link Class E_A (500 MHz)**

Benefits


A Cat.6_A Wire Management

- guided Cat.6_A wire-sorting technology ensures proper installation for high Class E_A NEXT reserves in the permanent link
- Telegärtner wire management prevents crossed pairs
- installation-friendly connection technology requiring no special tools



B IDC Termination

- IDC termination for cables with AWG26/1-22/1 solid conductors and for AWG24/7, AWG26/7, AWG27/7 with stranded conductors
- a large bandwidth of copper conductor diameters is covered by the IDC termination




C Shielding

- separate cable strain relief and shield contacting: this permits smaller bend radii for the installation cable without any resultant negative effects on the shield contacting
- solid shielding housing made of zinc die-cast




D Quick Bonding

- quick bonding: AMJ Modules K can be directly connected to pre-assembled bonding cables at the panel connector (DIN 46342-1; 6,3 mm), e. g. in steel cable ducts



E Flexible Application

- can be used to create consolidation point connections
- the AMJ Modules/Couplers K can be installed vertically or horizontally in cable ducts with the aid of the top-hat rail adaptors (which can be rotated in 90° increments)


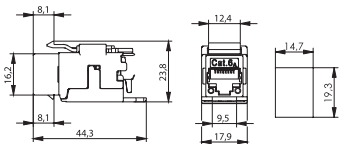

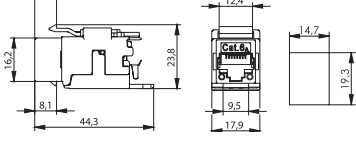

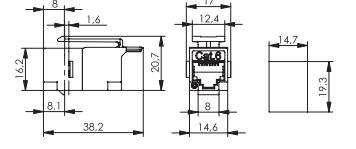

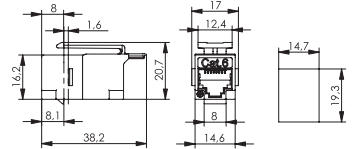

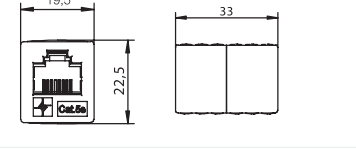

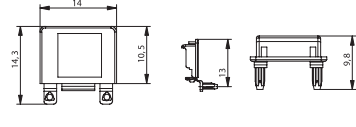

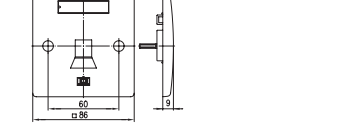

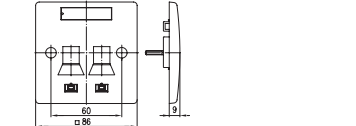

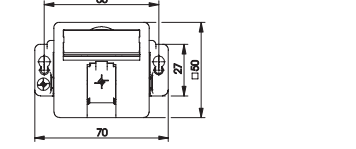

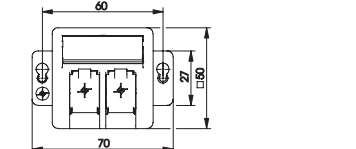

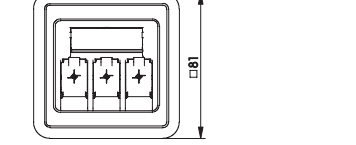


F Approved for RJ11/12 plugs „K“-types


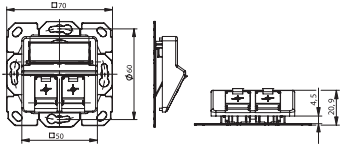

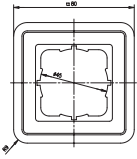

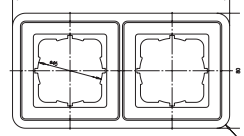

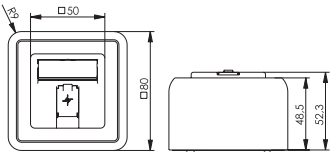

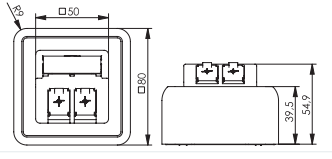

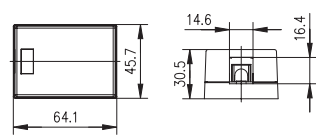

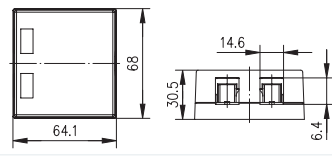

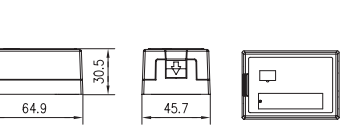

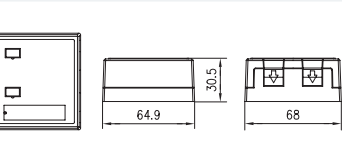

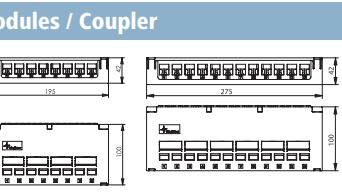

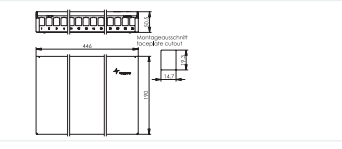

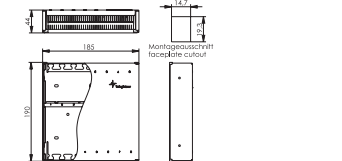
- The minimum number of mating cycles for RJ45 jacks is 750. The IEC Standard 60603-7-51 does not permit connections with RJ11/12 plugs
- The user-friendly solution from Telegärtner with regard to “accidental matings with RJ11/12 plugs” is called the AMJ Module/Coupler K. The newly developed RJ45 jack includes an integrated protection against overbending of the contacts. This protection is offered for all types of series AMJ.
- The integrated overbend protection still permits 750 mating cycles with RJ11/12 plugs and – despite the fact that the socket contacts 1 and 8 being overbent – ensures secure contacting when mated with RJ45 plugs.




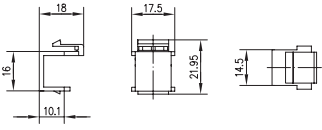

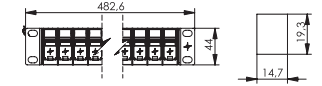
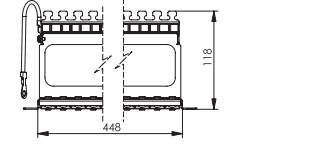

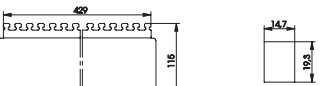
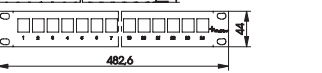

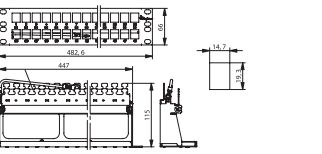

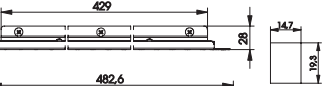


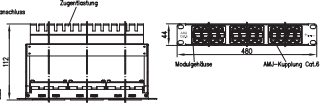

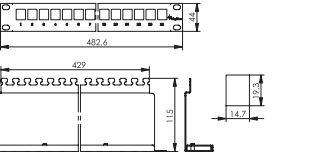

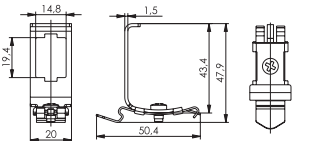

Order Information


Modules / Coupler	Order no.	Description	PU	Colour
 	J00029K0036	AMJ Module K Cat.6 _A , suitable for RJ11/12 plugs, tool-free connectivity, T568A	12	
	J00029A0077	AMJ Module K Cat.6 _A , suitable for RJ11/12 plugs, tool-free connectivity, T568B	12	
 	J00029L0036	AMJ Module K Cat.6 _A , blister pack- age, 24 pcs., suitable for RJ11/12 plugs, tool-free connectivity, T568A	24	
	J00029B0077	AMJ Module K Cat.6 _A , blister pack- age, 24 pcs., suitable for RJ11/12 plugs, tool-free connectivity, T568B	24	
 	J00029A0061	AMJ Coupler K Cat.6, f-f, suitable for RJ11/12 plugs	24	
	J00029K0051	AMJ Coupler K Cat.5e, f-f, suitable for RJ11/12 plugs	24	
 	J00029B0061	AMJ Coupler K Cat.6, f-f, blister package 24 pcs., suitable for RJ11/12 plug	24	
	J00029L0051	AMJ Coupler K Cat.5e, f-f, blister package 24 pcs., suitable for RJ11/12 plug	24	
 	J00029A0062	AMJ Coupler K Cat.6 insulated, f-f suitable for RJ11/12 plug	24	alpine white
	J00029K0052	AMJ Coupler K Cat.5e insulated, f-f, suitable for RJ11/12 plug	24	alpine white
 	B00001A0016W	Retrofit dust cover flap	100	black
	B00001B0016W	Retrofit dust cover flap	100	orange
	B00001C0016W	Retrofit dust cover flap	100	green
	B00001D0016W	Retrofit dust cover flap	100	blue
	B00001E0016W	Retrofit dust cover flap	100	yellow
Cable Duct Mounting / Surface Motuning	Order no.	Description	PU	Colour
 	H02010A0055	Single gang faceplate UK style 86x86, BR**, w/o modules, with shutter and transparent label field	1	alpine white
 	H02010A0056	Double gang faceplate UK style 86x86, BR**, w/o modules, with shutter and transparent label field	1	alpine white
 	H02010A0079	Single gang faceplate 50x50, 1x UP/50 BR**/underfloor, w/o modules, MC***	5	alpine white
	H02010A0080	Single gang faceplate 50x50, 1x UP/50 BR**/underfloor, w/o modules, MC***	5	pearl white RAL 1013
 	H02010A0081	Double gang faceplate 50x50, 2x UP/50 BR**/underfloor, w/o modules, MC***	5	alpine white
	H02010A0082	Double gang faceplate 50x50, 2x UP/50 BR**/underfloor, w/o modules, MC***	5	pearl white RAL 1013
 	H02010A0053	Triple gang faceplate 80x80, 3x BR** w/o modules, MC***	5	alpine white


*PU=Packaging Unit **BR=Cable Duct Mounting ***MC= Integrated metal module carrier and shutters

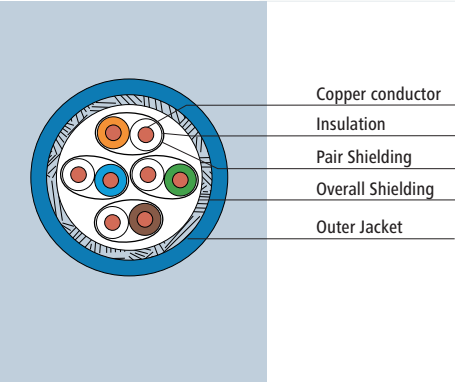
		H02010A0083	Double gang faceplate, projecting, 50x50, 2x UP/50 BR** MC*** w/o modules, for flush mounting	5	alpine white
		H02010A0084	Double gang faceplate, projecting, 50x50, 2x UP/50 BR** MC*** w/o modules, for flush mounting	5	pearl white
		B00004A0021Y	Single, 80x80, cover frame	5	alpine white
		B00004A0019Y	Single, 80x80, cover frame	5	pearl white
		B00005A0009Y	Double, 80x151, cover frame	5	alpine white
		B00005A0007Y	Double, 80x151, cover frame	5	pearl white
		H02000A0090	Single gang surface mounting box 80x80 AP, w/o modules, MC***	5	alpine white
		H02000A0091	Single gang surface mounting box 80x80 AP, w/o modules, MC***	5	pearl white
		H02000A0092	Double gang surface mounting box 80x80 AP, w/o modules, projecting	5	alpine white
		H02000A0093	Double gang surface mounting box 80x80 AP, w/o modules, projecting	5	pearl white
		H02000A0064	Single gang surface mounting box 46x64, 1x AP compact, w/o modules	5	alpine white
		H02000A0065	Double gang surface mounting box 68x64, 2x AP compact, w/o modules	5	alpine white
		H02000A0071	Single gang surface mounting box 46x64, 1x AP compact, w/o modules, with shutter and transparent label field		alpine white
		H02000A0072	Double gang surface mounting box 68x64, 2x AP compact, w/o modules, with shutter and transparent label field		alpine white
Module Carrier without Modules / Coupler		Order no.	Description	PU	Colour
		H02000A0080	MPD 8 AMJ/UMJ Mini Distributor for 8 AMJ, AMJ-S, UMJ Modules and Coupler	1	white
		H02000A0081	MPD12 AMJ/UMJ Mini Distributor for 12 AMJ, AMJ-S, UMJ Modules and Coupler	1	white
		H02025A0260	Distributor MPD24 AMJ/UMJ for 24 AMJ/UMJ Modules and Couplers, robust metal, for surface mounting, incl. brush strip	1	pure white 9010
		H02025B0222	MPD8 CP metal AMJ/UMJ for 8 AMJ, AMJ-S, UMJ Modules and Coupler; robust crush-resistant metal	1	sheet steel zinc plated

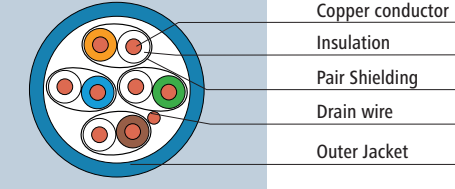
*PU=Packaging Unit **BR=Cable Duct Mounting ***MC= Integrated metal module carrier and shutters

		H00030A0008	Blind cover for 19" module carrier and surface mounting boxes AP compact	100	black
		H02025A0199	19" Frontplate Flex 1 HU incl. 24x snap-in bezels for 24 AMJ Modules / Coupler, incl. bonding kit 0,3 m	1	frontplate light grey faceplate white
		H02025S0199	19" Frontplate Flex 1 HU incl. 24x snap-in bezels for 24 AMJ Modules / Coupler, incl. bonding kit 0,3 m	1	frontplate light grey faceplate black
		H02025A0193	19" Frontplate Flex 1 HU insulated, incl. 24x snap-in bezels for 24 AMJ Modules / Coupler, incl. bonding kit 0,3 m	1	frontplate light grey faceplate white
		H02025A0167	19" Frontplate 1 HU with cable relief for 24 AMJ, AMJ-S Modules / Coupler, incl. bonding kit 0,3 m	1	light grey RAL 7035
		H02025A0220	19" Frontplate 1 HU with cable relief for 24 AMJ, AMJ-S Modules / Coupler, incl. bonding kit 0,3 m	1	black
		H02025A0171	19" Frontplate 1,5 HU with cable relief for 48 AMJ, AMJ-S Modules / Coupler incl. bonding kit 0,3 m	1	light grey RAL 7035
		H02025A0197	19" Frontplate 1 HU w/o cable relief for 24 AMJ, AMJ-S Modules / Coupler	1	light grey RAL 7035
		H02025A0221	19" Frontplate 1 HU w/o cable relief for 24 AMJ, AMJ-S Modules / Coupler	1	black
Module Carrier with Coupler		Order no.	Description	PU	Colour
		J02024A0007	19" Feedthrough panel 1 HU with 48x AMJ Coupler K Cat.6 (4x12)	1	light grey RAL 7035
		J02024C0007	19" Feedthrough panel 1 HU with 48x AMJ Coupler K Cat.6 (4x12)	1	black
		J02023K0027	19" Frontplate 1 HU incl. 24xAMJ Modules K Cat.6 _A (T568A), with cable relief and grounding kit	1	light grey RAL 7035
		J02023A0033	19" Frontplate 1 HU incl. 24xAMJ Modules K Cat.6 _A (T568A), with cable relief and grounding kit	1	black
Top Hat Rail Adaptor		Order no.	Description	PU	Colour
		H06000B0045	Top hat rail adaptor IP20 for AMJ Modules K Cat.6 _A and Coupler K Cat.5e/6	1	
Accessories		Order no.	Description	PU	Colour
		N00000A0013	Plier wrench 1 1/2", auxiliary tool for the assembly of AMJ Module, assembly plier and spanner in a single tool	1	




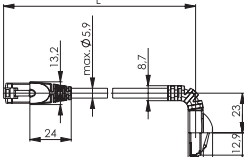
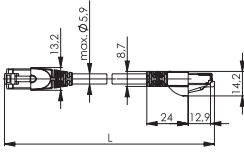
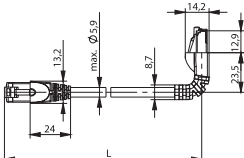
	L00040A0009	Bonding set 4 mm² cable with screw and serrated washer, length 0,3 m for H02025A0197	1
--	-------------	---	---

AMJ Cat.6 _A CP-Link	Order no.	Description	Length	Colour
	L00002A0194	AMJ Cat.6 _A CP-Link	3 m	LSZH grey
	L00003A0145	AMJ Cat.6 _A CP-Link	5 m	LSZH grey
	L00004A0128	AMJ Cat.6 _A CP-Link	7,5 m	LSZH grey
	L00005A0102	AMJ Cat.6 _A CP-Link	10 m	LSZH grey
	L00006A0185	AMJ Cat.6 _A CP-Link	15 m	LSZH grey

	Order no.	Description	Length
	L02002A0180	Installation cable AMJ1000 S/FTP Cat.7 LSZH, 4x2xAWG 23/1	1000 m
	L02002A0181	Installation cable AMJ1000 S/FTP Cat.7 LSZH, 4x2xAWG 23/1	500 m
	L02002A0182	Installation cable AMJ1000 S/FTP Cat.7 LSZH, Duplex 2x(4x2xAWG 23/1)	500 m
	L02002A0183	Installation cable AMJ1300 S/FTP Cat.7 _A LSZH, 4x2xAWG 23/1	1000 m
	L02002A0184	Installation cable AMJ1300 S/FTP Cat.7 _A LSZH, 4x2xAWG 23/1	500 m
	L02002A0185	Installation cable AMJ1300 S/FTP Cat.7 _A LSZH, Duplex 2x(4x2xAWG 23/1)	500 m

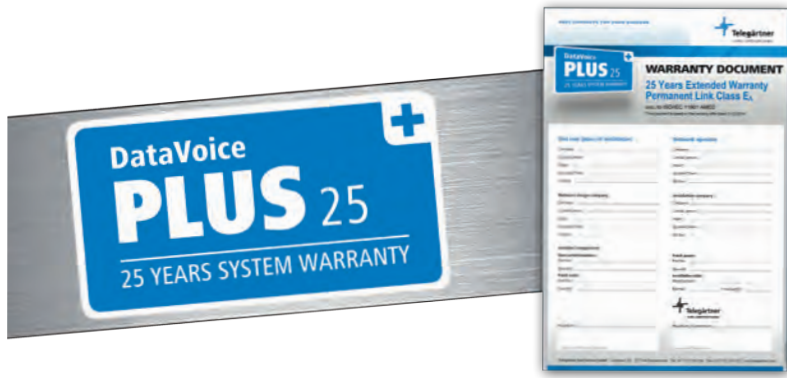
	L02002A0198	Installation cable AMJ500 U/FTP Cat.6A LSZH, 4x2xAWG 23/1	500 m
	L02002A0199	Installation cable AMJ500 U/FTP Cat.6A LSZH, Duplex 2x(4x2xAWG 23/1)	500 m
	L02002A0200	Installation cable AMJ500 U/FTP Cat.6A LSZH, 4x2xAWG 23/1	1000 m

 **Telegärtner Patch Cords Cat.6_A - S/FTP (LSZH) 4x2xAWG27/7 acc. to ISO/IEC 11801(2011-06)**

Patch Cords MP8 FS 500 Cat.6 _A S/FTP 4x2xAWG27/7 LSZH									
									
90°									
	Order no.								
Length	grey	green	red	blue	yellow	black	white		
0,5 m	L00000A0189	L00000A0193	L00000A0195	L00000A0197	L00000A0199	L00000A0201	L00000A0203		
1,0 m	L00000A0192	L00000A0194	L00000A0196	L00000A0198	L00000A0200	L00000A0202	L00000A0204		
2,0 m	L00001A0155	L00001A0156	L00001A0157	L00001A0159	L00001A0162	L00001A0163	L00001A0164		
3,0 m	L00002A0173	L00002A0174	L00002A0176	L00002A0177	L00002A0179	L00002A0175	L00002A0180		
5,0 m	L00003A0119	L00003A0121	L00003A0123	L00003A0124	L00003A0125	L00003A0126	L00003A0127		
7,5 m	L00004A0109	L00004A0111	L00004A0112	L00004A0113	L00004A0114	L00004A0115	L00004A0116		
10,0 m	L00005A0080	L00005A0081	L00005A0082	L00005A0083	L00005A0084	L00005A0085	L00005A0086		
180°									
	Order no.								
Length	grey	green	red	blue	yellow	black	white		
0,5 m	L00000A0072	L00000A0073	L00000A0074	L00000A0075	L00000A0076	L00000A0077	L00000A0130		
1,0 m	L00000A0081	L00000A0082	L00000A0083	L00000A0084	L00000A0085	L00000A0086	L00000A0131		
2,0 m	L00001A0084	L00001A0085	L00001A0086	L00001A0087	L00001A0088	L00001A0089	L00001A0123		
3,0 m	L00002A0112	L00002A0113	L00002A0114	L00002A0115	L00002A0116	L00002A0117	L00002A0141		
5,0 m	L00003A0055	L00003A0056	L00003A0057	L00003A0058	L00003A0059	L00003A0060	L00003A0085		
7,5 m	L00004A0054	L00004A0055	L00004A0056	L00004A0057	L00004A0058	L00004A0060	L00004A0071		
10,0 m	L00005A0027	L00005A0028	L00005A0029	L00005A0030	L00005A0031	L00005A0032	L00005A0051		
270°									
	Order no.								
Length	grey								
0,5 m	L00000A0253								
1,0 m	L00000A0254								
2,0 m	L00001A0199								
3,0 m	L00002A0203								
5,0 m	L00003A0157								
7,5 m	L00004A0145								
10,0 m	L00005A0113								

*PU=Packaging Unit **BR=Cable Duct Mounting ***MC= Integrated metal module carrier and shutters

DataVoice PLUS25 system warranty



End-users, resellers and installers have long enjoyed the benefits of the 25 year warranty on cabling components exclusive to Telegärtner. Not only does it offer additional security but it makes matters much simpler, especially when it comes to high-performance systems, like cabling conforming to Class EA for 10 Gigabit Ethernet (10GBase-T).

Telegärtner has now extended the terms of its established 25 year warranty, to cover not just the individual components but also the entire link where Telegärtner system cables are used. This brings peace of mind in knowing that, even decades after their installation, the individual components will still reliably comply with the required standards and that the path as a whole will meet all the relevant specifications in the long term.

For more information on the Telegärtner warranty programme visit:

www.telegaertner.com

Telegärtner
Karl Gärtner GmbH

Lerchenstr. 35
D-71144 Steinenbronn

Telefon: +49 (0) 7157/125-100
Telefax: +49 (0) 7157/125-120

E-Mail: info@telegaertner.com
Web: www.telegaertner.com

Your distributor: